

**CCM
HOCKEY**

EUROPE

2020

CCM

**PRO-
DUCT
GUIDE**

W

73.5673°

X

N

45.5017°

ONE PIECE BOOT



YOUR GAME NEEDS THIS.

More direct energy transfer + a closer fit = faster feet.



**MORE DIRECT
ENERGY TRANSFER**

34% CLOSER TO HOLDER

29% HIGH ENERGY TRANSFER
AT THE FOREFOOT*

67% HIGH ENERGY TRANSFER
AT THE HEEL*

CLOSER FIT

HEAT MAP



ONE-PIECE BOOT



2-PIECE BOOT

FASTER FEET*

* COMPARISON BETWEEN CCM JETSPEED FT490 AND CCM JETSPEED FT480

CUSTOMIZE YOUR ONE-PIECE BOOT



CCM 3D
FIT SCANNER

THE ULTIMATE FIT

FOOT MOLD CREATION

With the help of the CCM 3D Fit Scanner, we recreate a mold of your exact foot shape to achieve the best-possible fit for your game.



CHOOSE YOUR CUSTOM OPTIONS

STEP 1

Get fit using the CCM 3D Fit Scanner.



STEP 2

Select your custom One-Piece boot.



JETSPEED FT2 SKATES



SUPER TACKS AS3 PRO SKATES

STEP 3

Select your steel.



SPEEDBLADE XS1



SPEEDBLADE XS1 BLACK

STEP 4

Select your tongue.



METATOMIC
ASYMMETRICAL // 7 MM



PRO
BLACK FELT // 10 MM



LIGHTWEIGHT

STEP 5

Select your laces.



PRO COTTON



WAXED

STEP 6

Add your name and number to the tongue.





XS TONGUE SLIM

4mm black tongue
Additional boot volume



XS TONGUE REGULAR

7mm white tongue
Standard boot volume



XS TONGUE EXTRA

10mm black tongue
Reduced boot volume

X S T O N G U E

YOUR WHEELS ARE ABOUT TO GET A MAJOR UPGRADE. CCM IS DELIVERING BIG WITH A GAME-CHANGING INNOVATION THAT WILL MAKE OUR SUPER TACKS AS3 PRO SKATES THE MOST CUSTOMIZABLE ON THE MARKET. FEATURED ON MOST SUPER TACKS 2020 MODELS, THE NEW XCHANGE SYSTEM (XS) TONGUE IS A REPLACEABLE TONGUE YOU CAN SWITCH OUT TO ACHIEVE YOUR ABSOLUTE BEST FIT WHILE ELEVATING YOUR PROTECTION. ALL YOU NEED IS A SKATE TONGUE AND A FEW SECONDS.

EASY TO SWAP TONGUES

A small seamless 2-pin clipping system makes it easy to swap tongues without compromising the tight connection to the toe cap.

PERFECT YOUR FIT

With different tongue thickness options available, you can increase or decrease the inner boot volume to achieve your best fit.

ENHANCE YOUR PROTECTION

Scientifically proven D30® Smart Material dissipates impact energy in key areas to maximize your protection. Tongues featuring D30® Smart Material are also 20% more protective than the stock Super Tacks AS3 Pro tongue.

CUSTOMIZABLE TONGUE TAB

Personalize your tongue with your number.



SKATES - CHOOSE YOUR FIT

A FIT FOR ALL PLAYERS.

EACH SKATE OFFERS A DISTINCTIVE FIT

SUPER TACKS



MEDIUM FIT



BOOT STIFFNESS	STIFF
SIZE	-1.5 SHOE SIZES

JET SPEED



TAPERED FIT

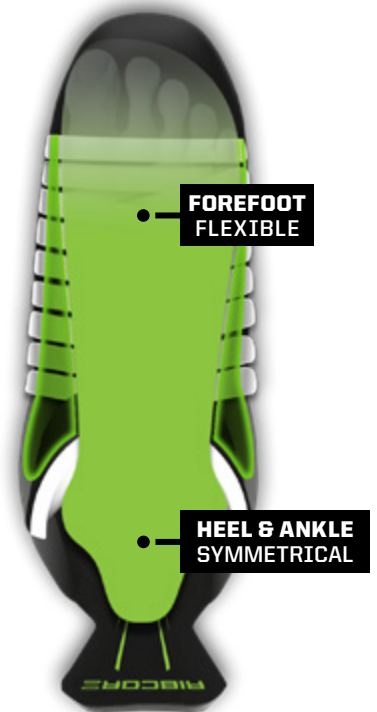


BOOT STIFFNESS	STIFF
SIZE	-1.5 SHOE SIZES

RIBCORE



FLEX FIT



BOOT STIFFNESS	VARIABLE FLEX
SIZE	-1.5 SHOE SIZES

*FIT PROFILE INFORMATION APPLIES TO TOP-OF-THE-LINE CCM SKATES

SUPER TACKS AS3 PRO

S U P E R T A C K S A S 3 P R O

READY TO TAKE YOUR GAME TO THE NEXT LEVEL? INTRODUCING THE NEW SUPER TACKS AS3 PRO - THE MOST CUSTOMIZABLE SKATE TO EVER HIT THE ICE. EQUIPPED WITH AN OPTIMIZED ONE-PIECE BOOT AND GROUNDBREAKING XS TONGUE TECHNOLOGY, THESE WHEELS ARE ENGINEERED TO MAXIMIZE YOUR COMFORT AND GIVE YOU FASTER FEET.



TECH 001

XS TONGUE

THIS GROUNDBREAKING TECHNOLOGY TAKES COMFORT AND PROTECTION TO A WHOLE NEW LEVEL. WE'VE MADE IT EASY TO SWAP OUT YOUR SKATE TONGUE FOR A MODEL THAT DELIVERS A FIT YOUR FOOT WILL THANK YOU FOR.

TECH 002

ONE-PIECE BOOT - MONOFRAME

THE ONE-PIECE BOOT IS ALL ABOUT PURE PERFORMANCE. WITH THIS TECHNOLOGY, PLAYERS GET MORE DIRECT ENERGY TRANSFER AND A CLOSER FIT FOR FASTER FEET.

TECH 003

SPEEDBLADE XS1 BLACK (+2MM)

TREATED WITH AN OXIDE COATING FOR A LONGER LASTING EDGE, THIS PREMIUM BLADE IS STRONGER, MORE DURABLE AND 12% HIGHER THAN STANDARD BLADES. SPEND LESS TIME WORRYING ABOUT YOUR EDGES AND MORE TIME SKATING CIRCLES AROUND YOUR OPPONENT.



[SKAS3P] [NEW]
SUPER TACKS AS3 PRO
 SKATES

HEAT MOLDABLE

SIZES	SR	7-12	D, EE	FULL/HALF
	INT-JR	3-6.5	D	FULL/HALF
		4-6.5	EE	FULL/HALF



JR

[SKAS3] [NEW]
SUPER TACKS AS3
 SKATES

HEAT MOLDABLE

SIZES	SR	7-12	D, EE	FULL/HALF
	INT-JR	3-6.5	D	FULL/HALF
		4-6.5	EE	FULL/HALF
	YT	SEE PAGE 15		

QUARTER PACKAGE	ONE-PIECE BOOT - MONOFRAME The one-piece boot is all about pure performance. With this technology, players get more direct energy transfer and a closer fit for faster feet.	QUARTER PACKAGE	ONE-PIECE BOOT - MONOFRAME The one-piece boot is all about pure performance. With this technology, players get more direct energy transfer and a closer fit for faster feet.
MATERIAL	CARBON COMPOSITE Premium carbon composite delivers excellent energy transfer.	MATERIAL	RFM COMPOSITE NHL-caliber lightweight composite material.
FIT	ANATOMICAL Provides a form-fitting, 360-degree fit around the forefoot, heel and ankle.	FIT	ANATOMICAL Provides a form-fitting, 360-degree fit around the forefoot, heel and ankle.
STIFFNESS PERFORMANCE INDEX	215 Super lightweight, stiff and thermo-formable core generates ultimate skating performance.	STIFFNESS PERFORMANCE INDEX	190 Lightweight, stiff and thermo-formable core generates ultimate skating performance.
LINER	TOTALDRI PRO+ LINER WITH DURAZONE ABRASION PROTECTION High-performance moisture-wicking material keeps feet dry and skates light, with superior protection against wear or rubbing.	LINER	TOTALDRI LINER WITH DURAZONE ABRASION PROTECTION High-performance moisture-wicking material keeps feet dry and skates light, with added protection against wear or rubbing.
COMFORT PAD	INJECTED SMOOTH CONTOUR PRO Featuring a thick pad around the top of the boot, this one-piece injected tendon guard hugs your foot and ankle while adding durability to the collar.	COMFORT PAD	INJECTED SMOOTH CONTOUR PRO Featuring a thick pad around the top of the boot, this one-piece injected tendon guard hugs your foot and ankle while adding durability to the collar.
ANKLE PADDING	MULTI-DENSITY MEMORY FOAM Symmetrical foam pads wrap anatomically around the foot for customized fit and comfort.	ANKLE PADDING	MULTI-DENSITY MEMORY FOAM Symmetrical foam pads wrap anatomically around the foot for customized fit and comfort.
TONGUE	REPLACEABLE METATOMIC TONGUE WITH MOLDED LACE-BITE PROTECTION New replaceable 7mm tongue with asymmetrical flex point for a better wrap and advanced lace-bite protection.	TONGUE	REPLACEABLE ASYMMETRICAL TRITECH FLEX WITH MOLDED LACE-BITE PROTECTION New replaceable 7mm asymmetrical tongue molds to the foot, and features enhanced lace-bite protection.
MIDSOLE	LIGHTWEIGHT COMPOSITE MIDSOLE For enhanced energy transfer from blade to boot.	MIDSOLE	LIGHTWEIGHT MIDSOLE For enhanced energy transfer from blade to boot.
FOOTBED	CCM ORTHOMOVE Customized arch support inserts enhance the fit of the skate.	FOOTBED	CCM ORTHOLITE® ULTRALITE™ Ultra-lightweight comfort and superior support.
HOLDER	SPEEDBLADE XS New quick-release holder with bladelock system.	HOLDER	SPEEDBLADE XS New quick-release holder with bladelock system.
RUNNER	XS1 BLACK (+2MM) Premium blade with oxide treatment provides a harder runner with a longer edge life and 12% more height than standard blades for better turns and performance.	RUNNER	XS STAINLESS Provides a long-lasting edge for long-term performance.



JR



JR

[SK9380] [NEW]

SUPER TACKS 9380
SKATES

HEAT MOLDABLE

SIZES	SR	7-12 7-10	D EE	FULL/HALF FULL/HALF
	INT-JR	1-6.5	D	FULL/HALF
YT	SEE PAGE 15			

QUARTER PACKAGE METAFRAME TECHNOLOGY
This ergonomic boot-shaping system provides a superior fit for your foot.

MATERIAL RFM COMPOSITE
NHL-caliber lightweight composite material.

STIFFNESS PERFORMANCE INDEX 175
Lightweight, stiff and thermo-formable core generates excellent skating performance.

LINER **SR** TOTALDRI LINER WITH DURAZONE ABRASION PROTECTION
High-performance moisture-wicking material keeps feet dry and skates light, with added protection against wear or rubbing.

JR HD MICROFIBER LINER WITH DURAZONE ABRASION PROTECTION
High resistance to wear while delivering major comfort and durability.

COMFORT PAD INJECTED SMOOTH CONTOUR PRO
Featuring a thick pad around the top of the boot, this one-piece injected tendon guard hugs your foot and ankle while adding durability to the collar.

ANKLE PADDING MULTI-DENSITY MEMORY FOAM
Symmetrical foam pads wrap around the foot for customized fit and comfort.

TONGUE **SR** REPLACEABLE ASYMMETRICAL DUAL-DENSITY WITH EMBOSSED LACE-BITE PROTECTION
10mm felt with reinforcement layers for increased comfort and protection.

JR REPLACEABLE ASYMMETRICAL FELT TONGUE WITH EMBOSSED LACE-BITE PROTECTION
7mm felt with reinforcement layers for increased comfort and protection.

OUTSOLE **SR** DUAL INJECTED REINFORCED TPU WITH EXHAUST SYSTEM
Lightweight, stiff design provides better energy transfer while the exhaust system wicks moisture out of the boot.

JR CONCAVE REINFORCED INJECTION WITH EXHAUST SYSTEM
Stiff design provides better energy transfer while the exhaust system wicks moisture out of the boot.

FOOTBED CCM ORTHOLITE® **
Lightweight comfort and support. 

HOLDER SPEEDBLADE XS
New quick-release holder with bladelock system.

RUNNER **SR** XS STAINLESS
Provides a long-lasting edge for long term performance.

JR CCM XS
Stainless steel runner.

[SK9370] [NEW]

SUPER TACKS 9370
SKATES

HEAT MOLDABLE

SIZES	SR	7-12 7-10	D EE	FULL/HALF FULL/HALF
	INT-JR	1-6.5 3-5.5	D EE	FULL/HALF FULL/HALF

QUARTER PACKAGE METAFRAME TECHNOLOGY WITH SYNTHETIC COMPOSITE
This ergonomic boot-shaping system provides a superior fit for your foot.

STIFFNESS PERFORMANCE INDEX 155
Solid core for great skating performance.

LINER HD MICROFIBER LINER WITH DURAZONE ABRASION PROTECTION
High resistance to wear while delivering major comfort and durability.

TONGUE REPLACEABLE ASYMMETRICAL FELT TONGUE WITH EMBOSSED LACE-BITE PROTECTION
7mm felt with reinforcement layers for increased comfort and protection.

OUTSOLE **SR** REINFORCED INJECTED TPU WITH EXHAUST SYSTEM
Stiff, lightweight design provides better energy transfer and torsional stability while the exhaust system wicks moisture out of the boot.

JR REINFORCED INJECTION WITH EXHAUST SYSTEM
Stiff design provides better energy transfer while the exhaust system wicks moisture out of the boot.

FOOTBED CCM ORTHOLITE® **
Lightweight comfort and support. 

HOLDER SPEEDBLADE XS
New quick-release holder with bladelock system.

RUNNER CCM XS
Stainless steel runner.

** All OrthoLite® open-cell formulations contain an eco-friendly 5% recycled rubber content. This is the source of the signature black specks in all OrthoLite foams.



[SK9360] [NEW]

SUPER TACKS 9360
SKATES

HEAT MOLDABLE

SIZES	SR	7-12	D	FULL
	INT-JR	1-6	D	FULL



[SK9350] [NEW]

SUPER TACKS 9350
SKATES

HEAT MOLDABLE

SIZES	SR	7-12	D	FULL
	INT-JR	1-6	D	FULL
YT	SEE PAGE 15			

QUARTER PACKAGE

REINFORCED 3D INJECTED BOOT

New ergonomic boot-shaping system provides great comfort and durability.

QUARTER PACKAGE

3D INJECTED BOOT

New ergonomic boot-shaping system provides great comfort and durability.

STIFFNESS PERFORMANCE INDEX

125

Solid core for good skating performance.

LINER

BRUSHED MICROFIBER LINER

Comfortable and high resistance to wear.

LINER

HD MICROFIBER LINER

Comfortable fit with high resistance to wear.

TONGUE

FELT TONGUE

7mm felt with added foam for comfort and protection.

TONGUE

FELT TONGUE WITH EMBOSSED LACE-BITE PROTECTION

7mm felt with added foam for comfort and protection.

FOOTBED

CCM FOOTBED

Provides support and comfort.

FOOTBED

CCM FOOTBED

Provides support and comfort.

HOLDER / RUNNER

CCM SPEEDBLADE

Non-replaceable pre-sharpened stainless steel blade with elevated holder for an increased attack angle.

HOLDER / RUNNER

CCM SPEEDBLADE

Non-replaceable pre-sharpened stainless steel blade with elevated holder for an increased attack angle.



[SKFT2] HEAT MOLDABLE
JETSPEED FT2
 SKATES

SIZES	SR	6 - 12	D, EE	FULL/HALF
	JR	4 - 5.5	D, EE	FULL/HALF
	YT	SEE PAGE 16		

QUARTER PACKAGE	ONE-PIECE BOOT - LITEFRAME 360 EVO	The one-piece boot is all about pure performance. With this technology, players get more direct energy transfer and a closer fit for faster feet.
MATERIAL	ROCKETFRAME COMPOSITE	NHL-caliber lightweight composite material.
FIT	TAPERED FIT	Provides a close, 360-degree tapered fit around and under the foot.
STIFFNESS PERFORMANCE INDEX	195	Super lightweight, stiff and thermo-formable core generates ultimate skating performance.
LINER	TOTALDRI PRO+ LINER WITH DURAZONE ABRASION PROTECTION	High-performance moisture-wicking material keeps feet dry and skates light, with superior protection against wear or rubbing.
COMFORT PAD	INJECTED SMOOTH CONTOUR PRO	Featuring a thick pad around the top of the boot, this one-piece injected tendon guard hugs your foot and ankle while adding durability to the collar.
ANKLE PADDING	MULTI-DENSITY MEMORY FOAM	Symmetrical foam pads wrap anatomically around your foot for customized fit and comfort.
TONGUE	METATOMIC TONGUE WITH MOLDED LACE-BITE PROTECTION	Asymmetrical flex point for a better wrap and advanced lace-bite protection.
MIDSOLE	LIGHTWEIGHT COMPOSITE MIDSOLE	For enhanced energy transfer from blade to boot.
FOOTBED	CCM ORTHOMOVE	Customized arch support inserts enhance the fit of the skate.
HOLDER	SPEEDBLADE XS	New quick-release holder with bladelock system.
RUNNER	XS1 BLACK (+2MM)	Premium blade with oxide treatment provides a harder runner with a longer edge life and 12% more height than standard blades for better turns and performance.



[SK490J] HEAT MOLDABLE
JETSPEED FT490
 SKATES

SIZES	SR	6 - 12	D	FULL/HALF
		6 - 11	EE	FULL/HALF
	JR	4 - 5.5	D, EE	FULL/HALF

QUARTER PACKAGE	ONE-PIECE BOOT - LITEFRAME 360	The one-piece boot is all about pure performance. With this technology, players get more direct energy transfer and a closer fit for faster feet.
MATERIAL	ROCKETFRAME COMPOSITE	NHL-caliber lightweight composite material.
FIT	TAPERED FIT	Provides a close, 360-degree tapered fit around and under the foot.
STIFFNESS PERFORMANCE INDEX	180	Lightweight, stiff and thermo-formable core generates ultimate skating performance.
LINER	TOTALDRI LINER WITH DURAZONE ABRASION PROTECTION	High-performance moisture-wicking material keeps feet dry and skates light, with added protection against wear or rubbing.
COMFORT PAD	SMOOTH CONTOUR	Soft pad around the top of the boot for excellent foot and ankle comfort.
ANKLE PADDING	MULTI-DENSITY MEMORY FOAM	Symmetrical foam pads wrap anatomically around the foot for customized fit and comfort.
TONGUE	TRITECH TONGUE WITH MOLDED LACE-BITE PROTECTION	Molded to your foot with enhanced lace-bite protection.
MIDSOLE	LIGHTWEIGHT MIDSOLE	For enhanced energy transfer from blade to boot.
FOOTBED	CCM FOOTBED	Provides support and comfort.
HOLDER	SPEEDBLADE XS	New quick-release holder with bladelock system.
RUNNER	XS STAINLESS	Provides a long-lasting edge for long-term performance.



[SK480J] **JETSPEED FT480**
SKATES

HEAT MOLDABLE

SIZES	SR	6 - 12	D	FULL/HALF
		7 - 10	EE	FULL/HALF
	JR	1 - 5.5	D	FULL/HALF
	YT	SEE PAGE 16		

QUARTER PACKAGE	TWO PIECE - 3D-LASTED	This 3D-last ed ergonomic boot-shaping system provides a great fit for your foot, plus excellent heel lock and speed generation.	
MATERIAL	ROCKETFRAME COMPOSITE	NHL-caliber lightweight composite material.	
STIFFNESS PERFORMANCE INDEX	170	Lightweight, stiff and thermo-formable core generates excellent skating performance.	
LINER	TOTALDRI LINER WITH DURAZONE ABRASION PROTECTION	High-performance moisture-wicking material keeps feet dry and skates light, with added protection against wear or rubbing.	
COMFORT PAD	SMOOTH CONTOUR	Soft pad around the top of the boot for excellent foot and ankle comfort.	
ANKLE PADDING	MULTI-DENSITY MEMORY FOAM	Symmetrical foam pads wrap around your foot for customized fit and comfort.	
TONGUE	SR FELT TONGUE WITH MOLDED LACE-BITE PROTECTION	JR FELT TONGUE WITH EMBOSSED LACE-BITE PROTECTION	7mm felt with reinforcement layers for increased comfort and protection.
OUTSOLE	SR EXTRA-STIFF COMPOSITE WITH EXHAUST SYSTEM	Extra-stiff design provides superior energy transfer while the exhaust system wicks moisture out of the boot.	
	JR CLEAR CONCAVE REINFORCED INJECTION WITH EXHAUST SYSTEM	Stiff design provides better energy transfer while the exhaust system wicks moisture out of the boot.	
FOOTBED	ANATOMICAL RESPONSE	Provides support and comfort.	
HOLDER	SPEEDBLADE XS	New quick-release holder with bladelock system.	
RUNNER	XS STAINLESS	Provides a long-lasting edge for long-term performance.	



[SK470J] **JETSPEED FT470**
SKATES

HEAT MOLDABLE

SIZES	SR	6 - 12	D	FULL/HALF
		6 - 10	EE	FULL/HALF
	JR	1 - 5.5	D	FULL/HALF

QUARTER PACKAGE	METAFRAME TECHNOLOGY	This ergonomic boot-shaping system provides a superior fit for your foot.
MATERIAL	ROCKETFRAME COMPOSITE	NHL-caliber lightweight composite material.
STIFFNESS PERFORMANCE INDEX	150	Solid core generating great skating performance.
LINER	HD MICROFIBER LINER WITH DURAZONE ABRASION PROTECTION	High resistance to wear while delivering major comfort and durability.
COMFORT PAD	SMOOTH CONTOUR	Soft pad around top of the boot for excellent foot and ankle comfort.
ANKLE PADDING	MULTI-DENSITY MEMORY FOAM	Symmetrical foam pads wrap around the foot for customized fit and comfort.
TONGUE	FELT TONGUE WITH EMBOSSED LACE-BITE PROTECTION	7mm felt with reinforcement layers for increased comfort and protection.
OUTSOLE	CONCAVE REINFORCED INJECTION WITH EXHAUST SYSTEM	Stiff design provides better energy transfer while the exhaust system wicks moisture out of the boot.
FOOTBED	ANATOMICAL RESPONSE	Provides support and comfort.
HOLDER	SPEEDBLADE XS	New quick-release holder with bladelock system.
RUNNER	XS STAINLESS	Provides a long-lasting edge for long-term performance.



[SK460J] **JETSPEED FT460**
SKATES

HEAT MOLDABLE

SIZES	SR	6 - 12	D	FULL/HALF
		6 - 10	EE	FULL/HALF
	JR	1 - 5.5	D	FULL/HALF
		3 - 5.5	EE	FULL/HALF

QUARTER PACKAGE	METAFRAME TECHNOLOGY WITH SYNTHETIC COMPOSITE	This ergonomic boot-shaping system provides a superior fit for your foot.
STIFFNESS PERFORMANCE INDEX	135	Solid core generates good skating performance.
LINER	HD MICROFIBER LINER WITH DURAZONE ABRASION PROTECTION	High resistance to wear while delivering major comfort and durability.
ANKLE PADDING	MULTI-DENSITY MEMORY FOAM	Symmetrical foam pads wrap around the foot for customized fit and comfort.
TONGUE	FELT TONGUE WITH EMBOSSED LACE-BITE PROTECTION	7mm felt with reinforcement layers for increased comfort and protection.
OUTSOLE	REINFORCED INJECTION WITH EXHAUST SYSTEM	Stiff design provides better energy transfer while the exhaust system wicks moisture out of the boot.
FOOTBED	ANATOMICAL RESPONSE	Provides support and comfort.
HOLDER	SR: SPEEDBLADE XS	New quick-release holder with bladelock system.
	JR: SPEEDBLADE 4.0	Proven durability with an increased attack angle for better, providing greater strides and cornering.
RUNNER	SR: XS STAINLESS	Provides a long-lasting edge for long-term performance.
	JR: SB STAINLESS	Provides a long-lasting edge for long-term performance.



[SK80K] **RIBCOR 80K** SKATES HEAT MOLDABLE

SIZES	SR	6 - 12	D	FULL/HALF
			6 - 11	EE
	JR	4 - 5.5	D, EE	FULL/HALF

QUARTER PACKAGE	FLEXFRAME	This 3D-lasted ergonomic boot-shaping system provides a great fit for your foot. Get ultimate forward flexion and lateral stability design - to maximize your stride.
MATERIAL	COMPOSITE	Premium composite material delivers excellent performance.
FIT	FLEXIBLE FIT	Provides a contoured and flexible fit for your foot.
STIFFNESS PERFORMANCE INDEX	175-185 VARIABLE FLEX	Flexible core offering an excellent fit and enhanced biomechanics with every stride.
LINER	TOTALDRI PRO+ LINER WITH DURAZONE ABRASION PROTECTION	High-performance moisture-wicking material keeps feet dry and skates light, with superior protection against wear or rubbing.
COMFORT PAD	SMOOTH CONTOUR PRO	Soft pad around top of the boot for superior foot and ankle comfort.
ANKLE PADDING	ADPT MEMORY FOAM	Symmetrical memory foam pads wrap around player's foot for customized fit and comfort.
TONGUE	TRITECH PRO TONGUE WITH MOLDED LACE-BITE PROTECTION	Three layers of HDPE foam and injected lace-bite prevention zone for increased comfort and protection.
MIDSOLE	LIGHTWEIGHT COMPOSITE MIDSOLE	For enhanced energy transfer from blade to boot.
OUTSOLE	EXTRA-STIFF CARBON COMPOSITE WITH EXHAUST SYSTEM	Extra-stiff design provides superior energy transfer while the exhaust system wicks moisture out of the boot.
FOOTBED	CCM ORTHOMOVE	Customized arch support inserts enhance the fit of the skate.
HOLDER	SPEEDBLADE XS	New quick-release holder with bladelock system.
RUNNER	XS1 BLACK (+2MM)	Premium blade with oxide treatment provides a harder runner with a longer edge life and 12% more height than standard blades for better turns and performance.



[SK78K] **RIBCOR 78K** SKATES HEAT MOLDABLE

SIZES	SR	6 - 12	D	FULL/HALF
			6 - 10	EE
	JR	1 - 5.5	D	FULL/HALF

QUARTER PACKAGE	FLEXFRAME	This 3D-lasted ergonomic boot-shaping system provides a great fit for your foot. Get ultimate forward flexion and lateral stability design - to maximize your stride.
MATERIAL	COMPOSITE	Premium composite material delivers excellent performance.
FIT	FLEXIBLE FIT	Provides a contoured and flexible fit for your foot.
STIFFNESS PERFORMANCE INDEX	160-170 VARIABLE FLEX	Flexible core offers an excellent fit and enhanced biomechanics with every stride.
LINER	SR: TOTALDRI LINER WITH DURAZONE ABRASION PROTECTION	High-performance moisture-wicking material keeps feet dry and skates light, with added protection against wear and rubbing.
	JR: HD MICROFIBER LINER WITH DURAZONE ABRASION PROTECTION	High resistance to wear while delivering major comfort and durability.
COMFORT PAD	SMOOTH CONTOUR PRO	Soft pad around the top of the boot for superior foot and ankle comfort.
ANKLE PADDING	ADPT MEMORY FOAM	Symmetrical memory foam pads wrap around player's foot for customized fit and comfort.
TONGUE	FELT TONGUE WITH EMBOSSED LACE-BITE PROTECTION	7mm felt with reinforcement layers for increased comfort and protection.
OUTSOLE	CONCAVE REINFORCED INJECTION WITH EXHAUST SYSTEM	Stiff design helps energy transfer while the exhaust system wicks moisture out of the boot.
FOOTBED	CCM ANATOMICAL RESPONSE	Provides great support and comfort.
HOLDER	SPEEDBLADE XS	New quick-release holder with bladelock system.
RUNNER	XS STAINLESS	Provides a long-lasting edge for long term performance.



[SK76K] **RIBCOR 76K**
SKATES

HEAT MOLDABLE

SIZES	SR	6 - 12	D	FULL/HALF
			6 - 10	EE
	JR	1 - 5.5	D	FULL/HALF

QUARTER PACKAGE	METAFRAME TECHNOLOGY WITH SYNTHETIC COMPOSITE	This ergonomic boot-shaping system provides a superior fit for your foot.
STIFFNESS PERFORMANCE INDEX	145	Solid core generates good skating performance.
LINER	HD MICROFIBER LINER WITH DURAZONE ABRASION PROTECTION	High resistance to wear while delivering major comfort and durability.
COMFORT PAD	SMOOTH CONTOUR	Soft pad around the top of the boot for excellent foot and ankle comfort.
ANKLE PADDING	ADPT MEMORY FOAM	Symmetrical memory foam pads wrap around player's foot for customized fit and comfort.
TONGUE	FELT TONGUE WITH EMBOSSED LACE-BITE PROTECTION	7mm felt with reinforcement layers for increased comfort and protection.
OUTSOLE	REINFORCED INJECTION WITH EXHAUST SYSTEM	Stiff design provides better energy transfer while the exhaust system wicks moisture out of the boot.
FOOTBED	CCM ANATOMICAL RESPONSE	Provides great support and comfort.
HOLDER	SPEEDBLADE XS	New quick-release holder with bladelock system.
RUNNER	XS STAINLESS	Provides a long-lasting edge for long-term performance.



[SK74K] **RIBCOR 74K**
SKATES

HEAT MOLDABLE

SIZES	SR	6 - 12	D	FULL/HALF
			6 - 10	EE
	JR	1 - 5.5	D	FULL/HALF

QUARTER PACKAGE	INJECTED TECHNOLOGY WITH SYNTHETIC COMPOSITE	Durable boot with structural stiffness.
STIFFNESS PERFORMANCE INDEX	125	Solid core generates good skating performance.
LINER	BRUSHED MICROFIBER LINER WITH DURAZONE ABRASION PROTECTION	Comfortable and durable, with added protection against wear and rubbing.
TONGUE	FELT TONGUE WITH EMBOSSED LACE-BITE PROTECTION	7mm felt with reinforcement layers for increased comfort and protection.
OUTSOLE	REINFORCED INJECTION WITH EXHAUST SYSTEM	Stiff design provides better energy transfer while the exhaust system wicks moisture out of the boot.
FOOTBED	CCM FOOTBED	Provides support and comfort.
HOLDER	SPEEDBLADE 4.0	Proven durability with an increased attack angle, providing greater strides and cornering.
RUNNER	SB STAINLESS	Provides a long-lasting edge for long-term performance.



[SKA53] **[NEW]**
SUPER TACKS AS3
 SKATES

SIZES YT 8 - 10 D FULL
 11 - 13.5 D FULL/HALF

QUARTER PACKAGE	REINFORCED INJECTED TECHNOLOGY WITH SYNTHETIC COMPOSITE	Durable boot with extra reinforcement for structural stiffness.
STIFFNESS PERFORMANCE INDEX	125	Solid core generates good skating performance.
LINER	BRUSHED MICROFIBER LINER WITH DURAZONE ABRASION PROTECTION	Comfortable and durable, with added protection against wear and rubbing.
TONGUE	FELT TONGUE WITH EMBOSSED LACE-BITE PROTECTION	7mm felt with reinforcement layers for increased comfort and protection.
OUTSOLE	CONCAVE REINFORCED INJECTION	Stiff design helps provide better energy transfer.
FOOTBED	MOLDED KID SIZING ZONE	It's never been easier to get the best fit for tiny feet. Provides young players with support, comfort and the most accurate measurement.
RUNNER / HOLDER	CCM SPEEDBLADE BLACK	Non-replaceable black steel blade with elevated holder for an increased attack angle.



[SK9380] **[NEW]**
SUPER TACKS 9380
 SKATES

SIZES YT 8 - 13 D FULL

QUARTER PACKAGE	INJECTED CORE TECHNOLOGY	Durable boot with structural stiffness.
LINER	BRUSHED MICROFIBER LINER	Comfortable with high resistance to wear.
TONGUE	FELT TONGUE WITH EMBOSSED LACE-BITE PROTECTION	7mm felt with reinforcement layers for increased comfort and protection.
OUTSOLE	CONCAVE REINFORCED INJECTION	Stiff design helps provide better energy transfer.
FOOTBED	KID SIZING ZONE	It's never been easier to get the best fit for tiny feet. Provides young players with support, comfort and the most accurate measurement.
RUNNER / HOLDER	CCM SPEEDBLADE	Non-replaceable stainless steel blade with elevated holder for an increased attack angle.



[SK9350] **[NEW]**
SUPER TACKS 9350
 SKATES

SIZES YT 6 - 13 D FULL

QUARTER PACKAGE	INJECTED WITH MESH TECHNOLOGY	Durable boot with structural stiffness.
LINER	BRUSHED MICROFIBER LINER	Comfortable with high resistance to wear.
TONGUE	FELT TONGUE	5mm felt with added foam for comfort and protection.
OUTSOLE	INJECTED	Provides solid energy transfer from foot to skate.
FOOTBED	KID SIZING ZONE	It's never been easier to get the best fit for tiny feet. Provides young players with support, comfort and the most accurate measurement.
RUNNER / HOLDER	CCM SPEEDBLADE	Non-replaceable pre-sharpened stainless steel blade with elevated holder for an increased attack angle.



[SKFT2]
JETSPEED FT2
SKATES

SIZES YT 8 - 10 D FULL
11 - 13.5 D FULL/HALF



[SK480J]
JETSPEED FT480
SKATES

SIZES YT 8 - 13 D FULL

QUARTER PACKAGE	REINFORCED INJECTED TECHNOLOGY WITH SYNTHETIC COMPOSITE Durable boot with extra reinforcement for structural stiffness.	QUARTER PACKAGE	INJECTED CORE TECHNOLOGY Durable boot with structural stiffness.
STIFFNESS PERFORMANCE INDEX	125 Solid core generates good skating performance.	LINER	BRUSHED MICROFIBER LINER Comfortable with high resistance to wear.
LINER	BRUSHED MICROFIBER LINER WITH DURAZONE ABRASION PROTECTION Comfortable and durable, with added protection against wear and rubbing.	TONGUE	FELT TONGUE WITH EMBOSSED LACE-BITE PROTECTION 7mm felt with reinforcement layers for increased comfort and protection.
TONGUE	FELT TONGUE WITH EMBOSSED LACE-BITE PROTECTION 7mm felt with reinforcement layers for increased comfort and protection.	OUTSOLE	INJECTED Provides solid energy transfer from foot to skate.
OUTSOLE	INJECTED Provides solid energy transfer from foot to skate.	FOOTBED	KID SIZING ZONE It's never been easier to get the best fit for tiny feet. Provides young players with support, comfort and the most accurate measurement.
FOOTBED	MOLDED KID SIZING ZONE It's never been easier to get the best fit for tiny feet. Provides young players with support, comfort and the most accurate measurement.	RUNNER / HOLDER	CCM SPEEDBLADE Non-replaceable stainless steel blade with elevated holder for an increased attack angle.
RUNNER / HOLDER	CCM SPEEDBLADE BLACK Non-replaceable black steel blade with elevated holder for an increased attack angle.		



[SKRP]
PIROUETTE RECREATIONAL
SKATES

SIZES WM 35 - 42 GR 25 - 34



[SKRRGG]
GLITTER GIRL RECREATIONAL
SKATES

SIZES GR 8 - 4 GR 25 - 34

SPECIFICATIONS

- NICKEL PLATED CARBON STEEL WITH "PIC"
- SYNTHETIC LEATHER OUTSOLE
- SINGLE FOOTBED AND BRUSHED NYLON LINER

SPECIFICATIONS

- WATER-RESISTANT SYNTHETIC
- PADDED BRUSHED MICRO FIBER
- DUAL-DENSITY MEMORY COMFORT FOAM
- LIGHTWEIGHT INJECTED OUTSOLE
- ARTISTIC STYLE BLADE WITH TOE-PICK
- NICKEL-PLATED STEEL



[SKTYKEX]
TYKE EXPANDABLE RECREATIONAL
SKATES

SIZES YT 26-29, 30-32, 34-37

SPECIFICATIONS

- PLASTIC INJECTED BLADE
- EXPANDABLE 2-PIECE MOLDED PVC SHELL
- REMOVABLE BRUSHED VELVET LINER



[SKTYKE]
TYKE RECREATIONAL
SKATES

SIZES YT 24-25, 26-27, 28-29, 30-32

SPECIFICATIONS

- PLASTIC INJECTED BLADE
- 2-PIECE MOLDED PVC SHELL



[XSEXTR] [NEW]
XS TONGUE EXTRA
PAIR

10mm black tongue
For reduced boot volume
43% thicker than the regular XS tongue
Molded D30® lace-bite protection
25% more resistant than stock Super Tacks AS3 Pro tongue
Customizable tongue tab



[XSREGU] [NEW]
XS TONGUE REGULAR
PAIR

7mm white tongue
For standard boot volume
Molded D30® lace-bite protection
20% more resistant than stock Super Tacks AS3 Pro tongue
Customizable tongue tab



[XSSLIM] [NEW]
XS TONGUE SLIM
PAIR

4mm black tongue
For additional boot volume
25% lighter than XS tongue regular
Molded lace-bite protection
Customizable tongue tab

XS TONGUE
SIZING CHART

XS	S	M	L	XL
1 - 3.5	4 - 5.5	6 - 7.5	8 - 9.5	10 - 12.5

[RXS1BP]
SPEEDBLADE XS1 BLACK +2MM
OXIDE STEEL
PAIR



[RXS1SP]
SPEEDBLADE XS1 +2MM
STAINLESS STEEL
PAIR



[RXSSP]
SPEEDBLADE XS STAINLESS
STAINLESS STEEL
PAIR



[HSBXS]
SPEEDBLADE XS HOLDER
LEFT / RIGHT

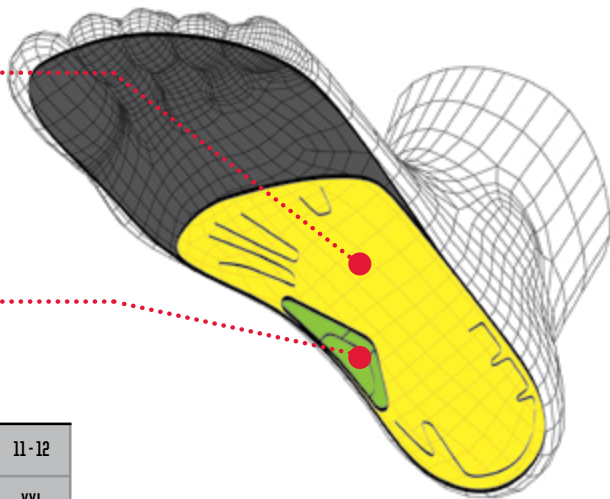


SPEEDBLADE
SIZING CHART
2016 - 2020 MODELS

		JUNIOR													
BOOT		1	1.5	2	2.5	3	3.5	4	4.5	5	5.5				
BLADE LENGTH		215	221	230	238	247									
		SENIOR													
BOOT		6	6.5	7	7.5	8	8.5	9	9.5	10	10.5	11	11.5	12	12.5
BLADE LENGTH		255	263	271	280	287	295	304							

POWERGRID TECHNOLOGY

ENGINEERED TO TRANSFER ENERGY TO AREAS OF THE FOOT THAT ARE ESSENTIAL TO YOUR SKATING PERFORMANCE.



CUSTOM ARCH SUPPORT

UPELVE YOUR FIT AND PERFORMANCE.

SIZING CHART

3-4.5	5-6.5	7-8.5	9-10.5	11-12
S	M	L	XL	XXL

[ORTHMV]

CCM ORTHOMOVE HOCKEY INSOLES



FEATURING CUSTOM ARCH SUPPORT INSERTS AND POWERGRID TECHNOLOGY.



[CCRXS]

SPEEDBLADE XS CARRYING CASE



[XSHRS5]

SPEEDBLADE XS HOLDER REPLACEMENT PARTS

5 PAIRS



[BRANNOK]

BRANNOCK



[ACUPLU]


SKATE OVER



CCM SKATE

SIZING CHART

	CCM Hockey Skate Size US	US Shoe Size (Men)	Euro Shoe Size	Actual Foot Length (cm)
YOUTH	6	7	24	14,5
	7	8	25	15,2
	8	9	26	16,2
	9	10	27	17
	9,5	10,5	27,5	17,4
	10	11	28	17,8
	10,5	11,5	29	18,2
	11	12	29,5	18,7
	11,5	12,5	30	19,1
	12	13	31	19,5
	12,5	13,5	31,5	19,9
JUNIOR	13	1	32	20,3
	13,5	1,5	33	20,6
	1	2	33,5	21
	1,5	2,5	34	21,4
	2	3	35	21,8
	2,5	3,5	35,5	22,2
	3	4	36	22,6
	3,5	4,5	36,5	23,1
	4	5	37,5	23,5
SENIOR	4,5	5,5	38	23,9
	5	6	38,5	24,3
	5,5	6,5	39	24,7
	6	7,5	40,5	25,1
	6,5	8	41	25,5
	7	8,5	42	26
	7,5	9	42,5	26,4
	8	9,5	43	26,8
	8,5	10	44	27,2
	9	10,5	44,5	27,7
	9,5	11	45	28,1
	10	11,5	45,5	28,5
	10,5	12	46	28,9
11	12,5	47	29,4	
11,5	13	47,5	29,8	
12	13,5	48	30,2	



TOTAL SHOT TIME = [LOAD TIME + UNLOAD TIME] + PUCK FLIGHT TIME

WHERE DO YOU SHOOT?

Shooting is broken down into 3 phases:
LOADING, UNLOADING, and PUCK FLIGHT TIME.

Maximum Power

Longer loading time leads to more energy storage and greater puck speed and acceleration.

Maximum Quickness

Quick release shots reduce loading/unloading time to minimize time to release.

SPLIT POINT

Using Shooting Performance Lab data, CCM has broken down the offensive zone for the player and identified a key Split Point to identify where the player benefits of each shot :

Above the split point, maximum **speed** is required to get the puck to the net faster.

Below the split point, maximum **quickness** is required to get the puck to the net faster.

SUPER TACKS

The energy stored by the longer loading period benefits players looking for maximum power.

JET SPEED

Hinge effect concentrates loading zone for players looking for blend of speed and response.

RIBCORE

Short loading period benefits players looking for quickness of release.

NEW

NANOLITE CARBON LAYERING

EXPERIENCE LIGHTWEIGHT AT A NEW LEVEL WITH THE INNOVATIVE HIGH PERFORMANCE CARBON LAYERING DEVELOPED BY THE CCM ENGINEERING TEAM.

HIGH-PERFORMANCE CARBON LAYERING TECHNOLOGY COMBINED WITH SIGMATEX® SPREAD TOW CREATES A STICK THAT'S BOTH INCREDIBLY LIGHT AND INCREDIBLY STRONG.



TACKS HELMET

TACKS 910 HELMET

YEARS OF LEADING R&D AND PERFORMANCE TESTING HAVE LED TO THE PINNACLE IN HEAD PROTECTION. INTRODUCING THE TACKS 910, A SLEEK NEW HELMET DEVELOPED IN COLLABORATION WITH THE NEUROTRAUMA IMPACT SCIENCE LABORATORY (NISL) AT THE UNIVERSITY OF OTTAWA. WRAP YOUR HEAD IN ALL-NEW PRO-GRADE TECHNOLOGIES THAT HELP PROTECT YOUR HEAD WHILE KEEPING YOU COMFORTABLE AND AT THE TOP OF YOUR GAME.



TECH 001

FLUID INSIDE + D30® SMART MATERIAL

COMBINED WITH RATE SENSITIVE D30® SMART MATERIAL, NEW FLUID INSIDE™ PODS ARE STRATEGICALLY PLACED IN THE LINER FOR UNPARALLELED IMPACT PROTECTION.

TECH 002

I.Q.SHION GEL LINER

NEW I.Q.SHION GEL MEMORY FOAM COMFORT LINER LAYERED ON MOLDED DUAL-DENSITY FOAMS WITH A SMOOTH CONTOUR EDGE, FOR PREMIUM COMFORT AND FIT. FEELS GOOD FROM THE MOMENT YOU PUT IT ON THROUGH TO YOUR LAST SHIFT.

TECH 003


ACTIVE STABILIZER

NEW SELF-ADJUSTING ACTIVE STABILIZER REAR CUSHION SUPPORTS THE OCCIPITAL BONE REGION FOR AN EXTRA SNUG AND COMFORTABLE FIT.

TECH 004

ADJUSTMENT

WITH A NEW TOOL-FREE FRONT-TO-BACK ADJUSTMENT, ENCASED IN A REINFORCED SIDE IMPACT FRAME FOR ADDED RIGIDITY, THE TACKS 910 HELMET MAKES IT EASIER THAN EVER TO FIND YOUR FIT. DESIGNED TO FIT A WIDER RANGE OF HEAD SIZES.





i.Q.SHION GEL

[HT910 / HT910C] **[NEW]**
TACKS 910 HELMET

SIZES	HAT SIZES
L	58.5 - 63.0 cm / 7 3/8 - 8
M	55.5 - 60.0 cm / 7 - 7 1/2
S	52.5 - 57.0 cm / 6 1/2 - 7 1/8

PROTECTION	FLUID INSIDE POD MATRIX AND D30® TECHNOLOGY	Designed for an elite level of protection, to dissipate impact energy and manage all types of impacts thanks to new Fluid Inside pods strategically placed in liner, combined with rate sensitive D30® Smart Material.
COMFORT	I.Q.SHION GEL MEMORY FOAM COMFORT LINER AND DUAL DENSITY MOLDED FOAMS WITH SMOOTH CONTOUR EDGE	Offer a pro level of comfort and fit with the added benefit of sweat management properties at the front.
ADJUSTMENT	ACTIVE STABILIZER AND TOOL-FREE ADJUSTMENT SYSTEM	Self-adjusting occipital support cushion and easy front-to-back side adjustment with a wider size range for a customized snug fit.
SHELL	OPTIMIZED AESTHETICS AND REINFORCED SIDE IMPACT FRAME	A pro-approved look with new structure stiffness for added protection on sides.
COLORS	 BLK WHT NVY RYL RED	*Offered as a combo with FM780 (S-M-L) in Black



i.Q.SHION

[HT710 / HT710C]
TACKS 710 HELMET

SIZES	HAT SIZES
L	57 - 62 CM / 7 1/8 - 7 3/4
M	55 - 59 CM / 6 7/8 - 7 3/8
S	51 - 56 CM / 6 3/8 - 7

PROTECTION/COMFORT	I.Q.SHION FOAM COMFORT LINER WITH D30® AND R.E.D. SYSTEM	Designed to manage multiple types of impacts while offering a premium level of comfort and fit.
ADJUSTMENT	SINGLE TOOL-FREE ADJUSTMENT	Easy adjustment at the back of the helmet for a customized snug fit.
SHELL	DESIGNED TO MAXIMIZE PROTECTIVE CAPABILITIES	A pro preferred look with geometry that helps absorb impacts.
COLORS	 BLK WHT NVY RYL RED	*Offered as a combo with FM680 (S-M-L) in Gunmetal



i.Q.SHION

[HT310 / HT310C]
TACKS 310 HELMET

SIZES	HAT SIZES
L	57 - 62 CM / 7 1/8 - 7 3/4
M	55 - 59 CM / 6 7/8 - 7 3/8
S	51 - 56 CM / 6 3/8 - 7

PROTECTION/COMFORT	I.Q.SHION FOAM COMFORT LINER WITH D30®	High level of protection and offers a premium level of comfort and fit.
ADJUSTMENT	SINGLE TOOL-FREE ADJUSTMENT	Easy adjustment at the back of the helmet for a customized snug fit.
SHELL	DESIGNED TO MAXIMIZE PROTECTIVE CAPABILITIES	A pro preferred look with geometry that helps absorb impacts.
COLORS	 BLK WHT NVY RYL RED	*Offered as a combo with FM680 (S-M-L) in Gunmetal



[HT110 / HT110C]
TACKS 110 HELMET

SIZES	HAT SIZES
L	57 - 62 CM / 7 1/8 - 7 3/4
M	55 - 59 CM / 6 7/8 - 7 3/8
S	51 - 56 CM / 6 3/8 - 7
XS	50 - 54 CM / 6 1/4 - 6 3/4

PROTECTION/COMFORT	MULTI DENSITY FOAM LINER	Pro-preferred look and developed to help manage a variety of impacts.
ADJUSTMENT	SINGLE TOOL-FREE ADJUSTMENT	Easy adjustment at the back of the helmet for a customized snug fit.
SHELL	DESIGNED TO MAXIMIZE PROTECTIVE CAPABILITIES	A pro preferred look with geometry that helps absorb impacts.
COLORS	 BLK WHT NVY RYL RED	*Offered as a combo with SILVER FM680 (XS-S-M-L)



[HTFL3DS / HTFL3DSC]
FITLITE 3DS HELMET

SIZES	HAT SIZES
L 58 - 64 CM / 7 1/4 - 8	
M 54 - 59 CM / 6 3/4 - 7 3/8	
S 50 - 56 CM / 6 1/4 - 7	

PROTECTION	D30® SMART MATERIAL WITH RATE SENSITIVE SHOCK ABSORBING PROPERTIES	Premium level protection that disperses the force of impact.
COMFORT	LOW DENSITY EPP WITH MEMORY FOAM COMFORT CUSHIONS	Offers a lightweight professional level of protection and state-of-the-art comfort.
ADJUSTMENT	MICRODIAL III ALLOWS A FULL 360° WRAP AND ADJUSTMENT	Optimal fit and comfort with an occipital lock for a customizable fit that keeps the helmet in place during play.
SHELL	HIGH-DENSITY PE SHELL WITH ABS SUBSHELL	Lightweight professional level of protection.

COLORS HELMET / SUBSHELL™

BK/BK	WH/WH	NV/NV	RY/SL	RD/RD

*Offered as a combo with the FM680 (S, M, L)

DESIGNED SPECIFICALLY FOR THE PLAYER FROM 7 TO 11 YEARS OLD



[HTFLJRC]
FL3DS JUNIOR HELMET

SIZES	JR	ONE SIZE
SIZE RANGE	49 - 57 CM - 6 1/8 - 7 1/8	

PROTECTION/COMFORT	MULTI DENSITY LINER WITH INTEGRATED D30®	Designed to manage junior specific impacts.
ADJUSTMENT	TOOL FREE FACEMASK ADJUSTMENT + FRONT-TO-BACK SIDE CLIPS	An easy-to-adjust helmet that will grow with the player.
SHELL	HIGH-DENSITY PE SHELL	Lightweight elite level of protection.

COLORS

BLK	WHT	NVY	RED

[ACCYTS]
FL3DS YOUTH/JUNIOR DECALS - HELMET STICKER PACK

PINK - BLUE - RED - NEON YELLOW - SILVER - GREEN - BLACK

*Contains all colors

DESIGNED SPECIFICALLY FOR THE PLAYER FROM 4 TO 7 YEARS OLD




[HTYTHC]
FL3DS YOUTH HELMET

SIZES	YT	ONE SIZE
SIZE RANGE	47 - 55 CM / 5 7/8 - 6 7/8	

PROTECTION/COMFORT	MULTI DENSITY LINER WITH INTEGRATED D30®	Designed to manage youth specific impacts.
ADJUSTMENT	TOOL FREE FACEMASK ADJUSTMENT + FRONT-TO-BACK SIDE CLIPS	An easy-to-adjust helmet that will grow with the player.
SHELL	HIGH-DENSITY PE SHELL	Lightweight elite level of protection.

COLORS

BLK	WHT	NVY	RED



5 SUPER EASY STEPS



[HTFL90 / HTFL90C]
FL90 HELMET

SIZES	HAT SIZES
L	57 - 62 CM / 7 1/8 - 7 3/4
M	54 - 59 CM / 6 3/4 - 7 3/8
S	51 - 56 CM / 6 3/8 - 7

PROTECTION	D30® SMART MATERIAL WITH RATE SENSITIVE SHOCK ABSORBING PROPERTIES	Premium level protection that disperses the force of impact.
COMFORT	I.Q.SHION MEMORY FOAM COMFORT LINER WITH D30®	High level of protection and offers a premium level of comfort and fit.
ADJUSTMENT	INTEGRATED MICRODIAL ALLOWS 75% WRAP AND ADJUSTMENT	Allows for an easily adjustable wrap around the head for optimal custom fit and comfort.
SHELL	HIGH-DENSITY PE SHELL	Lightweight elite level of protection.
COLORS HELMET / SUBSHELL**		*Offered as a combo with the FM680 (S, M, L) in Gunmetal



[HTFL60 / HTFL60C]
FL60 HELMET

SIZES	HAT SIZES
L	58 - 63 CM / 7 1/4 - 7 7/8
M	55 - 59 CM / 6 7/8 - 7 3/8
S	51 - 56 CM / 6 3/8 - 7

PROTECTION	LIQUID FILLED R.E.D. SYSTEM BLADDERS POSITIONED BETWEEN THE LINER AND THE PLAYER'S HEAD	Revolutionary technology developed with the University of Ottawa to manage multiple types of impacts.
COMFORT	LOW-DENSITY EPP LINER WITH LYCRA COMFORT CUSHIONS	Offers high level protection and comfort.
ADJUSTMENT	TOOL FREE FIT CLIPS LENGTH ADJUSTMENT	Easy adjustment on the side of the helmet for a customized fit and high level of comfort.
SHELL	HIGH-DENSITY PE SHELL	Lightweight high level of protection.
COLORS		*Offered as a combo with FMFL90 (S-M-L) in silver



[HT50 / HT50C]
CCM50 HELMET

SIZES	HAT SIZES
SR	L 57.5 - 62 CM / 7 1/4 - 7 3/4
	M 54.5 - 59 CM / 6 3/4 - 7 3/8
	S 50.5 - 56 CM / 6 1/4 - 7
JR	XS 48 - 53 CM / 6 - 6 5/8

COMFORT	MULTI DENSITY FOAM LINER	Liner designed to provide high levels of comfort and protection.
ADJUSTMENT	TOOL FREE FIT CLIPS LENGTH ADJUSTMENT	Easy adjustment on the side of the helmet for a customized fit and high level of comfort.
SHELL	HIGH-DENSITY PE SHELL	Lightweight high level of protection.
COLORS		*Offered as a combo with FM50 (XS-S-M-L) in silver



[FMFV1]
FV1 FULL FACE VISOR

SIZES SR
JR



SUPERIOR ANTI-SCRATCH COATING



EXCELLENT OPTICAL ACCURACY



PREMIUM ANTI-FOG COATING

CONSTRUCTION	IMPACT RESISTANT POLYCARBONATE WITH ANTI-FOG AND ANTI SCRATCH	High-quality material and finish offers a wide and unobstructed field of vision and vent design maximizes air flow.
DESIGN	OPTIMAL VENT PLACEMENT	Modern vent design maximizes air flow for great breathability during play.
CHIN CUP	MULTI DENSITY FOAM CHIN CUP	Comfortable and snug fitting chin cup.
CERTIFICATION	CSA, HECC, CE	

CERTIFIED ON:

FITLITE	FL30S			FL90		
	S	M	L	S	M	L
FV1 JR	✓			✓		
FV1 SR	✓	✓	✓	✓	✓	✓

TACKS	TACKS 910			TACKS 710			TACKS 310			TACKS 110					
	S	M	L	XL	S	M	L	XL	S	M	L	XS	S	M	L
FV1 JR	✓				✓				✓			✓	✓		
FV1 SR	✓	✓	✓	✓	✓	✓	✓	✓	✓	✓	✓	✓	✓	✓	✓

BAUER	RE-AKT			RE-AKT 75			RE-AKT 150		
	S	M	L	S	M	L	S	M	L
FV1 JR	✓			✓			✓		
FV1 SR	✓	✓	✓	✓	✓	✓	✓	✓	✓



[VR11] **NEW**
VR11 SHORT CUT VISOR + SPACER



REVISION'S PREMIUM ANTI-SCRATCH COATING



MILITARY GRADE OPTICAL ACCURACY



REVISION'S OCUMAX ANTI-FOG COATING

POWERED BY REVISION.

CERTIFICATION	-
VISOR HEIGHT	-
COLOR	CLEAR



[VR25]
VR25 STRAIGHT VISOR + SPACER



REVISION'S PREMIUM ANTI-SCRATCH COATING



MILITARY GRADE OPTICAL ACCURACY



REVISION'S OCUMAX ANTI-FOG COATING

POWERED BY REVISION.

CERTIFICATION	CE ONLY
VISOR HEIGHT	88 MM / 3.5 IN
COLOR	CLEAR



[VR14]
VR14 STRAIGHT CERTIFIED VISOR + SPACER



ANTI-SCRATCH COATING



VERY GOOD OPTICAL ACCURACY

CERTIFICATION	CSA, HECC, CE
VISOR HEIGHT	96 MM / 3.8 IN
COLOR	CLEAR

[ACCFVC]
FV1 FULL FACE VISOR ACCESSORIES

AVAILABLE IN SR & JR
20 TOP CLIPS - 10L & 10R
20 SCREWS

[VRSPAC]
VISOR ACCESSORIES

4 SCREWS
2 SPACERS
2 DUAL T-NUTS

Can be used with all CCM visors.

HELMET SIZE COMPARISON CHART

		SIZE RANGE (CM)																				
		46	47	48	49	50	51	52	53	54	55	56	57	58	59	60	61	62	63	64	65	66
TACKS 910	S																					
	M																					
	L																					
TACKS 710	S																					
	M																					
	L																					
	XL																					
TACKS 310	S																					
	M																					
	L																					
TACKS 110	XS																					
	S																					
	M																					
	L																					
FL3DS	YT																					
	JR																					
	S																					
	M																					
	L																					
FL90	S																					
	M																					
	L																					
FL60	S																					
	M																					
	L																					
CCM50	XS																					
	S																					
	M																					
	L																					
FL500	S/M																					
	L																					



JETSPEED GIRDLE

WHEN YOU'RE PLAYING TO WIN, YOU WANT A PANT THAT PROTECTS WITHOUT SLOWING YOU DOWN. THE NEW JETSPEED GIRDLE HAS BEEN REDESIGNED WITH D30® SMART MATERIAL FOR PROFESSIONAL GRADE PROTECTION ENVELOPED IN A CLOSE-TO-THE-BODY CUSTOM FIT THAT WON'T CUT IN ON YOUR DRIVE TO THE NET.

TECH 001

CUSTOM FIT

THIGH GUARDS CAN EASILY BE ADJUSTED IN LENGTH AND WIDTH FOR YOUR IDEAL FIT AND COMFORT, KEEPING THE PROTECTION CLOSE TO THE BODY AND ALLOWING YOU TO MOVE FAST. SNUG FIT THROUGH THE WAIST AND THIGHS WITH A HIDDEN +1" PANT LENGTH ADJUSTMENT FOR ADDED ADAPTABILITY. COMPATIBLE WITH NEW PPS JETSPEED GIRDLE SHELL (SOLD SEPARATELY).

TECH 002

D30® SMART MATERIAL SPINE PROTECTOR

IMPACT ABSORBING D30® AND HD FOAM HELPS PROTECT YOUR BACK FROM INCIDENTAL IMPACTS SO YOUR FOCUS REMAINS ON SPEED AND AGILITY.

TECH 003

JDP HIP CAP + PE MOLDED CAP + MID-DENSITY FOAM

CAP CONSTRUCTION DISPERSES IMPACT FORCE AWAY FROM THE HIPS WHILE PE AND MID-DENSITY FOAM KEEP YOU COMFORTABLE AND AT PEAK MOBILITY.

TECH 004

DRYFOAM™ TECHNOLOGY

SUBLIMATED GRAPHIC LINER WITH DRYFOAM™ TECHNOLOGY WORKS HARD TO KEEP YOUR SWEAT FROM WEIGHING DOWN YOUR EQUIPMENT YOUR PLAY.



[PGJS] **[NEW]**

JETSPEED GIRDLE

		SIZES		
		SR	S, M, L, XL	JR
CONSTRUCTION	PRO 400D NYLON WITH SIDE PANEL REINFORCEMENT			
ADJUSTMENT	ADJUSTABLE THIGH GUARD (LENGTH / WIDTH)			
HIP / THIGH	PE MOLDED CAP + MID-DENSITY FOAM			
BACK PROTECTION	NEW INJECTION-MOLDED SPINE PROTECTOR WITH D30® AND HD FOAM			

* COMPATIBLE WITH PPTK & PPS SHELL, SOLD SEPARATELY

73.5673°

X



[PPJS] **[NEW]**

JETSPEED GIRDLE SHELL

		SIZES		
		SR	S, M, L, XL	JR
CONSTRUCTION	PRO 400D NYLON WITH SIDE PANEL REINFORCEMENT			
ADJUSTMENT	HIDDEN 1" ZIPPER + ADJUSTABLE LENGTH & INSIDE LEG ZIPPER			
PROTECTION	PADDED KIDNEY BELT OVER INTERNAL BELT			
COLORS	BLACK, NAVY			

* OPTIMIZED FIT OVER PGJS GIRDLE WITH ATTACHMENTS TO SECURE IN PLACE FOR A SEAMLESS PRO LOOK

N



[PPTK]

GIRDLE SHELL

		SIZES		
		SR	S, M, L, XL	JR
CONSTRUCTION	PRO 400D + REINFORCEMENT			
ADJUSTMENT	HIDDEN 1" ZIPPER + ADJUSTABLE LENGTH			
COLORS	BLACK, NAVY, RED, ROYAL			

* REPLACEMENT SHELL FOR BOTH PGJS, PGSPTK AND PG7092

45.5017°



[PP15] [PP15G]

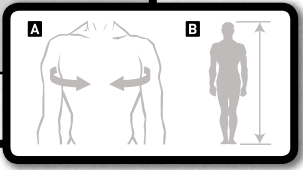
PANT SHELL

		SIZES		
		* SR	S, M, L, XL, XXL	
		** JR	S, M, L, XL	
CONSTRUCTION	PRO 400D + REINFORCEMENT			
COLORS	BLACK, NAVY, RED, ROYAL			

* FITS OVER MOST HOCKEY PANTS. ** FITS OVER MOST HOCKEY GOALIE PANTS

PROTECTIVE SIZING

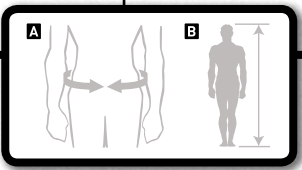
SHOULDER PADS	SMALL	MEDIUM	LARGE	X-LARGE
SR	A) 34" - 37" / 86 CM - 94 CM B) 54" - 57" / 133 CM - 170 CM	A) 37" - 40" / 94 CM - 102 CM B) 57" - 510" / 170 CM - 178 CM	A) 40" - 43" / 102 CM - 109 CM B) 510" - 62" / 178 CM - 188 CM	A) 43" - 46" / 109 CM - 117 CM B) 60" + / 183 CM +
JR	A) 28" - 30" / 71 CM - 76 CM B) 44" - 48" / 132 CM - 142 CM	A) 30" - 32" / 76 CM - 81 CM B) 48" - 52" / 142 CM - 157 CM	A) 32" - 35" / 81 CM - 89 CM B) 52" - 56" / 157 CM - 168 CM	
YT	A) 23" - / 58 CM - B) 34" - / 102 CM -	A) 23" - 25" / 58 CM - 64 CM B) 34" - 40" / 102 CM - 122 CM	A) 25" - 28" / 64 CM - 71 CM B) 40" - 44" / 122 CM - 132 CM	



ELBOW PADS	SMALL	MEDIUM	LARGE	X-LARGE
SR	54" - 57" / 163 CM - 170 CM	57" - 510" / 170 CM - 178 CM	510" - 62" / 178 CM - 188 CM	60" + / 183 CM +
JR	44" - 48" / 132 CM - 142 CM	48" - 52" / 142 CM - 157 CM	52" - 56" / 157 CM - 168 CM	--
YT	34" - / 102 CM -	34" - 40" / 102 CM - 122 CM	40" - 44" / 122 CM - 132 CM	--

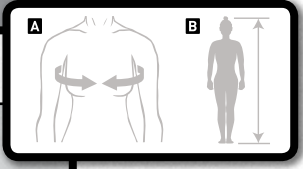
SHIN GUARDS					
SR	14" / 36 CM 54" - 57" / 163 CM - 170 CM	15" / 38 CM 57" - 510" / 170 CM - 178 CM	16" / 41 CM 510" - 61" / 178 CM - 185 CM	17" / 43 CM 61" - 64" / 185 CM - 193 CM	18" / 45 CM 64" + / 193 CM +
JR	11" / 28 CM 44" - 48" / 132 CM - 142 CM	12" / 30 CM 48" - 52" / 142 CM - 157 CM	13" / 33 CM 52" - 56" / 157 CM - 168 CM	--	--
YT	8" / 20 CM 34" - 38" / 102 CM - 112 CM	9" / 23 CM 38" - 40" / 112 CM - 122 CM	10" / 26 CM 40" - 46" / 122 CM - 137 CM	--	--

PANTS	X-SMALL	SMALL	MEDIUM	LARGE	X-LARGE	XX-LARGE
SR	--	A) 28" - 32" / 71 CM - 81 CM B) 54" - 57" / 163 CM - 170 CM	A) 32" - 36" / 81 CM - 91 CM B) 57" - 510" / 170 CM - 178 CM	A) 34" - 38" / 86 CM - 97 CM B) 510" - 62" / 178 CM - 188 CM	A) 38" - 42" / 97 CM - 107 CM B) 60" + / 183 CM +	A) 42" + / 107 CM + B) 62" + / 188 CM +
JR	A) 23" OR LESS / - 58 CM OR LESS B) 44" OR LESS / 132 CM OR LESS	A) 23" - 25" / 58 CM - 64 CM B) 44" - 48" / 132 CM - 142 CM	A) 24" - 27" / 61 CM - 69 CM B) 48" - 52" / 142 CM - 157 CM	A) 26" - 28" / 66 CM - 71 CM B) 52" - 56" / 157 CM - 168 CM	A) 27" - 29" / 69 CM - 74 CM B) 54" - 57" / 163 CM - 170 CM	
YT	--	A) 20" - 22" / 51 CM - 56 CM B) 34" - 37" / 102 CM - 109 CM	A) 21" - 23" / 53 CM - 58 CM B) 37" - 40" / 109 CM - 122 CM	A) 22" - 24" / 56 CM - 61 CM B) 40" - 44" / 122 CM - 132 CM		

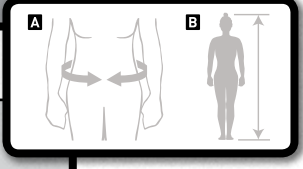


WOMEN'S PROTECTIVE SIZING

SHOULDER PADS	SMALL	MEDIUM	LARGE	
CHEST	70 - 85 CM 28 - 33 IN	85 - 100 CM 33 - 39 IN	100 - 120 CM 39 - 47 IN	
HEIGHT	149 - 160 CM 4'11" - 5'3"	160 - 171 CM 5'3" - 5'7"	171 - 183 CM 5'7" - 6'0"	



PANTS	SMALL	MEDIUM	LARGE	
WAIST	63 - 72 CM 25 - 29 IN	73 - 83 CM 29 - 33 IN	84 - 95 CM 33 - 37 IN	
HEIGHT	149 - 160 CM 4'11" - 5'3"	160 - 171 CM 5'3" - 5'7"	171 - 183 CM 5'7" - 6'0"	



REF

REFEREE PROTECTIVE

BASED ON FEEDBACK FROM BIG-LEAGUE OFFICIALS, OUR COMPLETELY REDESIGNED REF PROTECTIVE GEAR ACHIEVES A HEAD-TO-TOE LOOK THAT PROTECTS WHILE COMMANDING RESPECT. EVERY PIECE IN THIS ALL-NEW COLLECTION IS MADE TO KEEP YOU SECURE, COMFORTABLE AND COOL UNDER PRESSURE.



[HPREF] **[NEW]**
REFEREE PANTS

		SIZES	SR	XS, S, M, L, XL
PROTECTION	PADDY PANT WITH BUILT-IN PE INSERTS + SINGLE-DENSITY FOAM	Get a tailored look with pro-level protection in key areas. Protection optimized when worn with Referee Girdle (PGREF).		
BELT	SINGLE-BELT CLOSURE SYSTEM	Built to provide a custom fit, with integrated suspender holders around waist.		
KIDNEY	REMOVABLE PADDY KIDNEY BELT	Nice just-in-case protection.		
TAILBONE	SEGMENTED PADDY TAILBONE PAD	Hugs the body to deliver pro-level protection that's comfortable and easy to move around in.		
EXTERIOR	DURABLE WOVEN POLYESTER	Provides pro-level comfort, look, breathability and durable wear, with easy-to-hem length.		



[PGREF] **[NEW]**
REFEREE PADDY BASE PANTS GIRDLE

		SIZES	SR	S, M, L, XL
FIT	FORM-FITTING PERFORMANCE FIT	Stretch compression base layer means you can follow the flow of the play in complete comfort.		
PROTECTION	DIE-CUT FOAM PADDY	Pro-level of protection in key areas. *In-game protection increased when worn under HPREF Referee Pant.		
CUP	PERFORMANCE ATHLETIC SUPPORT	Protective jock with hard shell for maximum comfort and protection.		
BELT	WIDE ELASTIC WAIST	Comfortable fit with excellent freedom of movement.		



[SGREF] **[NEW]**
REFEREE SHIN GUARDS

		SIZES	SR	14", 15", 16"
PROTECTION	STREAMLINED DESIGN + MOLDED KNEE & SHIN CAPS + COMFORT FOAMS	Pro-level protection, comfort and mobility exactly where you need it.		
ATTACHMENT	WIDE MESH WRAPAROUND CALF STRAP	With mesh straps above and below the knee, your fit is built to breathe and stay in place. Referees appreciate the low profile under their pants.		



[EPREF] **[NEW]**
REFEREE ELBOW PADS

		SIZES	SR	M, L
CONSTRUCTION	LYCRA, MESH & ADJUSTABLE STRAPS	Wraparound straps give you a breathable fit that stays in place - without sacrificing movement.		
PROTECTION	LOW-PROFILE MOLDED FOAM ELBOW PADS	Get the look and the protection with durable elbow pads that don't look bulky under your referee jersey.		
BICEP	PE-MOLDED COMPONENTS	For extra protection that moves with the body for those important calls.		

TECH 001

DURABILITY

SUPERIOR MATERIALS PROVIDE A TAILORED LOOK YOU CAN WEAR WITH CONFIDENCE GAME AFTER GAME AFTER GAME.

TECH 002

COMFORT

BREATHABLE AND SLEEK SO YOU CAN FOLLOW THE PLAY AND MAKE THE RIGHT CALL.

TECH 003

PROTECTION

CLOSE-TO-THE-BODY PADDY IN KEY AREAS MEANS YOU CAN MOVE THE WAY YOU NEED TO. LOOKING FOR CUSTOMIZED PROTECTION? TRY LAYERING THE GIRDLE AND PANT.



[PSREF] **[NEW]**
**REFEREE
 PADDED SHIRT**

SIZES SR S, M, L, XL

FIT	FORM-FITTING PERFORMANCE FIT	Stretch compression base layer with long sleeves so you can follow the flow of play in complete comfort.
PROTECTION	DIE-CUT VENTED FOAM PADDING	Pro-level just-in-case protection in sternum, shoulders and sides with added breathability
MATERIAL	LIGHTWEIGHT LYCRA + BREATHABLE MESH	Keeps you comfortable, cool, dry and mobile.



[150]
150 W/ SNAPS
REFEREE JERSEY

SIZES SR 44, 46, 48, 50, 52, 54, 56

BODY	MID-WEIGHT SUPRAFIL®	CONTENT	100% POLYESTER DOUBLE KNIT
LOGO	CCM TRANSFER LOGO ON BACK HEM	OTHER	½ ZIP WITH SNAPS FOR ARMBANDS



[152PCK]
ARMBAND SET

SIZES SR S, L **COLORS** 05-RED, 04-ORANGE

CONTENT	100% POLYESTER (DK-150)	SMALL	9" REFEREE ARMBAND FOR XS-L JERSEYS
OTHER	SNAP-ON	LARGE	10" REFEREE ARMBAND FOR XL-XXL & PRO 44-56 JERSEYS




[EBREFBAGWH]
**OFFICIALS'
 BAG**

SIZES 30" L X 16" H X 14" W
 (VOLUME: 6.720 INCH³)

MATERIALS	600D Ripstop polyester construction
WHEELS	All-terrain wheels
COMPARTMENTS	2 main compartments with removable divider.
HANDLES	Reinforced retractable handle.
ACCESSORIES	Referee ID pocket
COLORS	Black

BANDY





SR



JR

[SKBTI3] **[NEW]**
TACKS TITANIUM 3

HEAT MOLDABLE

SIZES	SR	7-12	D	FULL
	INT-JR	3-6	D	FULL

QUARTER PACKAGE	METAFRAME TECHNOLOGY WITH SYNTHETIC COMPOSITE	This ergonomic boot-shaping system provides a superior fit for your foot.
STIFFNESS PERFORMANCE INDEX	155	Solid core for great skating performance.
LINER	HD MICROFIBER LINER	High resistance to wear while delivering major comfort and durability.
TONGUE	REPLACEABLE ASYMMETRICAL FELT TONGUE WITH EMBOSSED LACE-BITE PROTECTION	7mm felt with reinforcement layers for increased comfort and protection.
OUTSOLE	SR: REINFORCED INJECTED TPU WITH EXHAUST SYSTEM JR: REINFORCED INJECTION WITH EXHAUST SYSTEM	SR- Stiff, lightweight design provides better energy transfer and torsional stability while the exhaust system wicks moisture out of the boot. JR- Stiff design provides better energy transfer while the exhaust system wicks moisture out of the boot.
FOOTBED	CCM ORTHOLITE® **	Lightweight comfort and support.
HOLDER	SPEEDBLADE XS	New quick-release holder with bladelock system.
RUNNER	XS BANDY RUNNER STAINLESS JR SIZE 3 - NO XS BANDY RUNNER, REGULAR HOCKEY RUNNER.	High performance runner with bandy radius. Fits Speedblade holder.

[BRXSSP]
XS BANDY RUNNER STAINLESS

SIZES 238 - 304

SPECS **FITS SPEEDBLADE XS HOLDER**





12 BLACK



T9 NAVY



05 RED

[FZHOOD]
**LOCKER ROOM
FULL ZIP HOOD**

SIZES SR XS - XXL
JR 120 - 160cl



BODY Side zipper pockets, lined hood with bungee adjustments (SR only). Elastic binding at the body and sleeve openings.

LOGO Strategically positioned CCM heat transfer Provides maximum embellishment zone.

CONTENT 96% Polyester / 4% Spandex
Stretch tech fleece with moisture wicking



12 BLACK



T9 NAVY



05 RED

[LRZIP]
**LOCKER ROOM
1/4 ZIP**

SIZES SR XS - XXL
JR 120 - 160cl



BODY Tactical DRY. YKK vision zipper at CF. Elastic binding at body and sleeve hem.

LOGO CCM heat transfer

CONTENT 96% polyester 4% spandex tech fleece w/ moisture wicking



12 BLACK



T9 NAVY



05 RED

[LRTOP]
**LOCKER ROOM
TOP**

SIZES SR XS - XXL
JR 120 - 160cl



BODY Tactical DRY. Elastic binding at body and sleeve hem.

LOGO CCM screen print

CONTENT 96% polyester 4% spandex tech fleece w/ moisture wicking



12 BLACK



05 RED

[LRPANT]
**LOCKER ROOM
PANT**

SIZES SR XS - XXL
JR 120 - 160cl



BODY Tactical DRY. Adjustable waistband with drawcord. Side pockets. CCM jacquard elastic at inner waistband. Elastic binding at hem opening.

LOGO CCM heat transfer

CONTENT 96% polyester 4% spandex tech fleece w/ moisture wicking



12
BLACK



T9
NAVY

05
RED

[J7379]
**ANORAK
JACKET**

SIZES SR XS - XXL
JR 120 - 160cl



BODY/
INSIDE

Light weight stretch woven fabric with printed film, ¼ zip center front and adjustable hood. Front kangaroo pocket with zippers with reflective tape, fleece inserts at underarm and back for added comfort and mobility. Laser cut holes at the underarm for better breathability, bungee adjustable body hem and elastic cuff at the sleeve openings.

Jersey fabric on the inside collar.

LOGO

Strategically positioned CCM embroideries. Provides full front and back embellishment zones.

CONTENT

100% polyester, 155 gsm
Repels water and prevents static cling.



12
BLACK



T9
NAVY

05
RED

[J3391]
**SHELL
JACKET**

SIZES SR XS - XXL
JR 120 - 160cl



BODY/
INSIDE

Light weight stretch woven fabric with printed film, full zip center front with side pockets with zippers with reflective tape, fleece inserts at underarm and back for added comfort and mobility. Laser cut holes at the underarm for better breathability. Elastic cuff at the sleeve openings. Jersey fabric on the inside collar

LOGO

Strategically positioned CCM embroideries. Provides full front and back embellishment zones.

CONTENT

100% polyester, 155gm. Repels water and prevents static cling.



12
BLACK



T9
NAVY

[PN7494]
**SHELL
PANT**

SIZES SR XS - XXL
JR 120 - 160cl



BODY/
INSIDE

Light weight stretch woven fabric with printed film, full upper back with tech fleece for greater breathability and added comfort. Side zipper pockets, adjustable waistband with drawcords, reflective tape on the back knees, laser cut holes at knee for added breathability. Adjustable leg opening with bungee. Ref. to the sizing chart for inseam length.

Exposed CCM jacquard elastic waistband.

LOGO

Strategically positioned CCM embroidery.

CONTENT

100% polyester, 155 gsm.
Repels water and prevents static cling.



12
BLACK



01
WHITE

T9
NAVY

05
RED

[P5597]
**TEAM
POLO**

SIZES SR XS - XXL



BODY/
INSIDE

Straight set in sleeves, Rib knit collar and cuff, Trim fit, 2 bottoms placket.

LOGO

Strategically positioned CCM heat transfer front logo. Provides left front and back embellishment zones.

CONTENT

52% cotton, 48% polyester.
140gsm with moisture wicking.



12 BLACK



T9 NAVY



05 RED

[J4786]
HD SUIT JACKET

SIZES SR XS - XXL
JR 120 - 160cl



BODY	3M Thinsulate Insulation. Elastic waist with bungee cord. Side pockets with reflective tape. YKK zippers on side pockets and closing zipper. Inside pocket and opening for ventilation in the back.	LOGO	Flat embroidery
INSIDE	3M Thinsulate 60g-140g.	CONTENT	100% polyester



12 BLACK



T9 NAVY

[PN4787]
HD SUIT PANT

SIZES SR XS - XXL
JR 120 - 160cl



BODY	Tactical DEGREE. Adjustable waistband with drawcord. YKK zipper.	LOGO	Flat embroidery
INSIDE	Fellex 80g.	CONTENT	100% polyester, 130gsm



12 BLACK



48 DARK HEATHER GREY



05 RED
BOOKING ONLY



64 COLLEGIATE ROYAL
BOOKING ONLY



T9 NAVY
BOOKING ONLY

[F4788]
FULL ZIP CVC HOODY SR

SIZES SR S - XXL
JR S - XL

BODY	Kangaroo style pocket, full zip	CONTENT	50% Polyester / 50% Cotton - 305g - Rib 280g, Ultimate comfort.
LOGO	CCM screenprint logo		



12 BLACK



T9 NAVY

[PN7534]
TEAM SWEAT PANT

SIZES SR XS - XXL
JR 120 - 160cl

BODY	Relaxed.	CONTENT	50% Cotton, 50% Polyester, 305 gsm
LOGO	Embroidery		



12
BLACK

[WINTJ]
**WINTER
JACKET**

SIZES SR XS - XXL
JR 120 - 160cl



BODY/
INSIDE

Zipper pockets with reflective tape, adjustable body hem with bungee. Adjustable sleeve opening with velcro, thick rib knit cuffs. Detachable hood with zipper, adjustable hood opening with bungee (SR only).

150gsm insulation, microfleece inside collar. An interior zipper for greater post embellishment access and inner drop-in pocket with velcro closure.

LOGO

Strategically positioned CCM embroideries Provides full front and back embellishment zones.

CONTENT

100% polyester, 130gsm (Black, True Navy) & 150gsm (Dark Grey Heather)



12
BLACK

[WINTP]
**WINTER
PARKA**

SIZES SR XS - XXL



BODY/
INSIDE

Tactical DEGREE. Adjustable, elasticized waist drawcord. Adjustable hood opening with bungee. Heavy duty center front YKK 2-way zipper. Hand warmer pockets at chest.

Fellex 340g body, 150g slv and hood.

LOGO

Flat embroidery.

CONTENT

100% polyester, 130gsm



12
BLACK

[J4789]
**BOMBER
JACKET**

SIZES SR XS - XXL



BODY/
INSIDE

3M Thinsulate Insulation. Ribbed cuffs at waist, arms and neck. Inside pocket. YKK zipper on side pockets and closing zipper.

3M Thinsulate 60g-140g

LOGO

Flat embroidery

CONTENT

100% polyester



[TTEE]
TRAINING TEE

SIZES SR XS - XXL
JR 120 - 160cl



BODY	Tactical DRY	CONTENT	56% Cotton, 40% Polyester, 4% Spandex, 165gsm, Moistire wicking
LOGO	Heat transfer		



[S5653]
TRAINING SHORT

SIZES SR S - XXL
JR 120 - 160cl



BODY	Exposed CCM jacquard elastic adjustable waistband with drawcord, open side pockets. 10" inseam length.	LOGO	Strategically positioned CCM heat transfer.
		CONTENT	93% Polyester / 7% Spandex jersey with moisture wicking - 210 gsm.



[DRYLANDKIT]
DRYLAND KIT

SIZES SR S - XXL
JR 120 - 160cl



BODY	Short sleeve shirt, shorts, socks are Tactical Dry moisture management. straight set in sleeves, round neck, treatment	LOGO	Screen print
BAG	Gym bag with header card	CONTENT	Tee: 89%poly/ 11%spdx, 175gsm. Short: 50%poly/ 38%cttn/ 12%rayon, 180gsm. Socks: 80%cttn/ 20%nylon. Bag: 100% PU



[UNDERWEAR]
ONE PIECE UNDERWEAR

SIZES SR S - XXL
JR 120 - 170

BODY	One-piece integrated design, straight set in sleeves, center front zipper, round neck	CONTENT	65% Cotton / 35% Polyester - 190g
LOGO	CCM Screen print		



[SS3756]
SHOWER SANDAL

SIZES EUR 36 - 46

BODY	This sandal offers a quick drying ease with a foot bed designed for extra comfort. Eva Lightweight cushioning shower sandal is great for the locker room.	CONTENT	100% Polyester
LOGO	Printed CCM Logo		



12
BLACK



T9
NAVY



05
RED

[C3723]
**TEAM ADJUSTABLE
CAP**

SIZES SR OSFA
JR OSFA

LOGO Big logo on front.

COLORS Black, Navy, Red



12
BLACK



T9
NAVY



05
RED

[C3722]
**TEAM FLEXFIT
CAP**

SIZES SR S/M, L/XL

LOGO Big logo on front.

COLORS Black, Navy, Red



12
BLACK



T9
NAVY



05
RED

[C4790]
**TEAM KNIT
BEANIE**

SIZES SR OSFA

BODY Ribbed knit beanie.

CONTENT 100% Acrylic

LOGO 3D white embroidered CCM logo on the front.



12
BLACK

[C4822]
**TEAM FLEECE
POM KNIT**

SIZES SR OSFA

BODY Cuffed knit with a soft polar fleece lining and whitejacquard stripes. Chunky multi-color pom and ribbed cuff.

CONTENT 100% Acrylic

LOGO Patch logo



46
HEATHER
BLACK



48
DARK GREY
HEATHER



5C
HEATHER
NAVY

[T7926 / YT T7926] *BOOKING ONLY
**PREMIUM TECH
TEE**

SIZES SR S - 2XL
YT S - XL



BODY Set-in sleeves with mesh inserts at shoulders and flatlock seams.

CONTENT 84% polyester / 16% spandex (190g). Moisture wicking.

LOGO CCM reflective rubber print logo + Printed CCM logo on back neck.

OTHER Heather Black (46), Heather Navy (5C), Dark Grey Heather (48)



12
BLACK



T9
TRUE
NAVY



19
CHARCOAL

[S7977 / YT S7977] *BOOKING ONLY
**TEAM WOVEN
SHORT**

SIZES SR S - 2XL
YT S - XL



BODY / INSIDE Lightweight and quick-drying, the Team Woven Short was made for training and everyday wear. Designed with moisture-wicking technology and mesh side panels to keep you dry, this must-have also flaunts an exposed CCM jacquard elastic at the back. Bonus features include an adjustable waistband with drawcord and zipped side pockets. 9" inseam length.

LOGO CCM 3D silicone print logo.

CONTENT 100% polyester woven fabric.

COLORS Black (12), True Navy (T9), Charcoal (19)



12
BLACK



01
WHITE



U6
ATHLETIC
GREY

[T4835] [NEW]
**ICON LEGEND S/S
TEE**

SIZES SR S - 2XL
*** BOOKING ONLY

BODY Modern silhouette cotton t-shirt.

CONTENT 100% cotton

LOGO Bold screen-printed CCM Legend logo.

COLORS Black (12), White (01), Athletic Grey (U6)

LIFESTYLE



123
SODALITE



124
ICEBERG



122
SUNBLUSH

[T4845] [NEW]
**OFF-SEASON POCKET
TRI-BLEND TEE**

SIZES SR S - 2XL
*** BOOKING ONLY

LOGO Printed CCM Off-Season logo on pocket.

CONTENT 50% polyester / 37% cotton / 13% rayon

COLORS Iceberg (124), Sodalite (123), Sunblush (122)



U6
ATHLETIC
GREY



140
DARK
LICHEN



141
FRENCH
NAVY

[T4852] **[NEW]**
**CCM CLASSIC S/S
TRI-BLEND TEE**

SIZES SR S - 2XL

*** BOOKING ONLY

LOGO Distressed soft hand-screen-printed CCM Vintage logo.

CONTENT 50% polyester / 37% cotton / 13% rayon

COLORS Athletic Grey (U6), Dark Lichen (140), French Navy (141)



125
CARNELIAN
RED



127
NIGHTFALL



U6
ATHLETIC
GREY

[T4753] **[NEW]**
**HERITAGE BOTTLE CAP
CHICAGO FABRIC TEE**

SIZES SR S - 2XL

*** BOOKING ONLY

BODY Super-soft, super-relaxed tee.

CONTENT 50% polyester / 50% rayon (Chicago Fabric)

LOGO Distressed screen-printed CCM Heritage bottle cap logo.

COLORS Athletic Grey (U6), Nightfall (127) Carnelian Red (125)



132
MARINE



127
NIGHTFALL



128
ACAI

[T4847] **[NEW]**
**PLAYING CARD
TRI-BLEND TEE**

SIZES SR S - 2XL

*** BOOKING ONLY

LOGO Screen-printed CCM Playing Card logo.

CONTENT 50% polyester / 37% cotton / 13% rayon

COLORS Acai (128), Marine (132), Nightfall (127)



134
POISON
IVY



116
STRETCH
LIMO



118
BOSSA
NOVA



01
WHITE

[T4810] **[NEW]**
**NOSTALGIA TACKS LOGO
CHICAGO FABRIC TEE**

*** BOOKING ONLY

SIZES SR S - 2XL

BODY Super-soft and relaxed tee.

CONTENT 50% polyester / 50% rayon (Chicago Fabric)

LOGO Screen-printed Tacks logo.

COLORS White (01), Bossa Nova (118), Stretch Limo (116), Poison Ivy (134)



116
STRETCH
LIMO



134
POISON
IVY



118
BOSSA
NOVA



01
WHITE

[F4811] [NEW]
**NOSTALGIA TACKS LOGO
FLEECE HOOD**

SIZES SR S - 2XL
*** BOOKING ONLY

BODY Kick it old-school cool in this pullover fleece hoodie featuring a jersey-lined hood with drawcord, plus ribbed cuffs and waistband.

CONTENT Solid color 70% cotton / 30% polyester

LOGO Screen-printed Retro CCM Tacks logo.

COLORS White (01), Bossa Nova (118), Stretch Limo (116), Poison Ivy (134)



127
NIGHTFALL



125
CARNELIAN
RED



U6
ATHLETIC
GREY

[F4750] [NEW]
**HERITAGE LOGO
FULL ZIP FLEECE HOOD**

SIZES SR S - 2XL
*** BOOKING ONLY

BODY The classic full zip hoodie never goes out of style. Built for comfort, this fleece staple features ribbed cuffs and waistband, plus a jersey-lined hood with drawcord (SR only). The contrast zipper color and woven logo label on the sleeve add a pop of color that gets you noticed.

LOGO Patch appliqué CCM Heritage bottle cap logo.

CONTENT 70% cotton / 30% polyester

COLORS Athletic Grey (U6), Nightfall (127), Carnelian Red (125)



127
NIGHTFALL



125
CARNELIAN
RED



U6
ATHLETIC
GREY

[F4758] [NEW]
**HERITAGE LOGO
FLEECE HOODIE**

SIZES SR S - 2XL
*** BOOKING ONLY

BODY Hanging out at the arena just got lit. Stay warm in this pullover fleece hoodie built with a jersey-lined hood with drawcord, plus ribbed cuffs and waistband.

LOGO Screen-printed CCM logo at center front + CCM taping on the sleeves.

CONTENT Solid color 70% cotton / 30% polyester

COLORS Athletic Grey (U6), Nightfall (127), Carnelian Red (125)



U6
ATHLETIC
GREY



140
DARK
LICHEN



141
FRENCH
NAVY

[F3819] [NEW]
**CLASSIC
FLEECE HOOD**

SIZES SR S - 2XL
*** BOOKING ONLY

BODY Welcome to the ultimate weekend warrior hoodie. This cozy pullover is equipped with a jersey-lined hood with drawcord, plus ribbed cuffs and ribbed waistband.

CONTENT Solid color 70% cotton / 30% polyester

LOGO Screen-printed CCM logo at center front.

COLORS Athletic Grey (U6), Dark Lichen (140), French Navy (141)



[C4841] [NEW] SIZES SR OSFA
**ICON FLAT BRIM
 SNAPBACK CAP**
 *** BOOKING ONLY

BODY	Textured flat brim snapback cap.
LOGO	Embroidered CCM logo.
CONTENT	100% polyester
OTHER	MOQ 6 units (same sizes / color)
COLORS	Black (12), Athletic Grey (U6)



[C4843] [NEW] SIZES SR OSFA
**ICON STRUCTURED MESH
 BACK TRUCKER CAP**
 *** BOOKING ONLY

BODY	Structured mid-crown trucker cap with adjustable mesh back.
LOGO	Embroidered CCM logo.
CONTENT	100% polyester
OTHER	MOQ 6 units (same sizes / color)
COLORS	Black (12), Athletic Grey (U6)



[C4855] [NEW] SIZES SR OSFA
**VINTAGE MESH BACK
 TRUCKER CAP**
 *** BOOKING ONLY

BODY	Structured mid-crown trucker cap with adjustable mesh back.
LOGO	Embroidered CCM logo.
CONTENT	100% polyester
OTHER	MOQ 6 units (same sizes / color)
COLORS	Black (12), Dark Lichen (140), Furnace (139)



[C4756] [NEW] SIZES SR OSFA
**HERITAGE BOTTLE CAP
 SNAPBACK CAP**
 *** BOOKING ONLY

BODY	Textured flat brim snapback cap.
LOGO	Patch appliqué CCM Heritage bottle cap logo.
CONTENT	100% polyester
OTHER	MOQ 6 units (same sizes / color)
COLORS	Athletic Grey (U6), Nightfall (127), Carnelian Red (125)



[C4757] [NEW] SIZES SR OSFA
**HERITAGE WINGS
 MESH BACK TRUCKER CAP**
 *** BOOKING ONLY

BODY	Structured mid-crown trucker with adjustable mesh back.
LOGO	Embroidered CCM Heritage Wings logo.
CONTENT	100% polyester
OTHER	MOQ 6 units (same sizes / color)
COLORS	Black (12), Nightfall (127), Athletic Grey (U6)



[C4816] [NEW] SIZES SR OSFA
**HERITAGE BOTTLE CAP
 POM KNIT**
 *** BOOKING ONLY

BODY	Cuffed knit with striping, a soft polar fleece lining and topped with a chunky multi-color pom.
LOGO	Patch appliqué CCM logo and jacquard knit.
CONTENT	100% acrylic
OTHER	MOQ 6 units (same sizes / color)
COLORS	Athletic Grey (U6), Nightfall (127), Carnelian Red (125)



[C4857] [NEW] SIZES SR OSFA
**VINTAGE
 BEANIE**
 *** BOOKING ONLY

BODY	Ribbed knit beanie.
LOGO	Woven appliqué CCM Retro Logo.
CONTENT	100% acrylic
OTHER	MOQ 6 units (same sizes / color)
COLORS	Black (12), Athletic Grey (U6), French Navy (141), Dark Lichen (140)



[C4858] [NEW] SIZES SR OSFA
**VINTAGE SKATES LOGO
 POM KNIT**
 *** BOOKING ONLY

BODY	Cuffed knit with striping, a soft polar fleece lining and topped with a chunky single-color pom.
LOGO	Direct embroidery.
CONTENT	100% acrylic
OTHER	MOQ 6 units (same sizes / color)
COLORS	Choccy (143), Olive (138), French Navy (141), Dark Lichen (140)



[C4763] [NEW] SIZES SR OSFA
**CCM RETRO ADS
 CUFFED KNIT BEANIE**
 *** BOOKING ONLY

BODY	Cuffed knit with soft polar fleece lining for extra warmth and comfort.
LOGO	Direct embroidery with woven CCM Tab logo.
CONTENT	100% acrylic
OTHER	MOQ 6 units (same sizes / color)
COLORS	Athletic Grey (U6), Stretch Limo (116), Bossa Nova (118)



[NGSHIRT] [NEW]

NECKGUARD LONG SLEEVE COMPRESSION TOP

SIZES SR S - XXL

JR S - XL

BODY Moisture wicking. Anti-odor and bacteria. EU certified. Athletic fit. Cut fabric neck and collarbone.

CONTENT 85% Polyester, 15% Spandex



[PERFCOMPLS]

PERFORMANCE LONG SLEEVE COMPRESSION TOP

SIZES SR S - XXL

JR S - XL

BODY Odor resistant. Moisture wicking. Breathable mesh

CONTENT 85% Polyester, 15% Spandex

FIT 4-way stretch



[CSSTEE]

COMPRESSION SHORT SLEEVE TOP

SIZES SR S - XXL

JR S - XL

BODY Dry and cool with breathable mesh. Odor resistant

CONTENT 85% Polyester, 15% Spandex

FIT Anatomical fit



[CLS6RIP]
**COMPRESSION LONG SLEEVE TOP
 WITH GEL APPLICATION**

SIZES SR S - XXL

JR S - XL

BODY Dry and cool with breathable mesh.
 Odor resistant

CONTENT 85% Polyester, 15% Spandex

FIT Anatomical fit



[CLS360]
**PRO 360 COMPRESSION
 LONG SLEEVE TOP**

SIZES SR S - XXL

JR S - XL

BODY BASE360 Cut compression zones

CONTENT 85% Polyester, 15% Spandex

FIT Anatomical fit



[PADD6LS]
**PADDED GOALIE
 LONG SLEEVE TOP**

SIZES SR S - XXL

JR S/M, L/XL

BODY Dry and cool. Odor resistant. Breathable mesh.
 Padded protection zones

CONTENT 85% Polyester, 15% Spandex

FIT Stretch.



[CSJOCK]
**COMPRESSION SHORT
WITH JOCK/TABS**

SIZES SR S - XXL
JR S - XL

BODY Dry and cool with breathable mesh.
Odor resistant

CONTENT 85% Polyester, 15% Spandex

FIT Anatomical fit



[CSJILL]
**COMPRESSION SHORT
WITH JILL/TABS**

SIZES SR S - XXL

BODY Dry and cool with breathable mesh.
Odor resistant

CONTENT 85% Polyester, 15% Spandex

FIT Anatomical fit



[PCSHORT]
**PERFORMANCE
COMPRESSION SHORT**

SIZES SR S - XXL

BODY Odor resistant. Moisture wicking

CONTENT 85% Polyester, 15% Spandex

FIT 4-way stretch.



[PCPANT]
**PERFORMANCE
COMPRESSION PANT**

SIZES SR S - XXL
JR S - XL

BODY Odor resistant. Moisture wicking

CONTENT 85% Polyester, 15% Spandex

FIT 4-way stretch.



[CP360JOCK]

PRO 360 COMPRESSION PRO PANT WITH JOCK/TABS

SIZES SR S - XXL

JR S - XL

BODY BASE360 Cut compression zones

CONTENT 85% Polyester, 15% Spandex

FIT Anatomical fit



[CPANT360]

PRO 360 GOALIE PANT

SIZES SR S - XXL

JR S - XL

BODY BASE360 cut protection zones. Dry and cool.
Odor resistant

CONTENT 85% Polyester, 15% Spandex

FIT Anatomical fit



[CPJOCK]

COMPRESSION PANT WITH GEL APPLICATION/JOCK/TABS

SIZES SR S - XXL

JR S - XL

BODY Dry and cool with breathable mesh.
Odor resistant

CONTENT 85% Polyester, 15% Spandex

FIT Anatomical fit



[CPJILL]

COMPRESSION PANT WITH JILL/TABS

SIZES SR S - XXL

BODY Dry and cool with breathable mesh.
Odor resistant

CONTENT 85% Polyester, 15% Spandex

FIT Anatomical fit



[COMPRPANT]

COMPRESSION PANT WITH GEL APPLICATION

SIZES SR S - XXL

BODY Dry and cool with breathable mesh.
Odor resistant

CONTENT 85% Polyester, 15% Spandex

FIT Anatomical fit



[PLSS]

PERFORMANCE SHORT SLEEVE LOOSE FIT TOP

SIZES SR S - XXL

BODY Odor resistant. Moisture wicking*CONTENT* 95% Polyester, 5% Spandex*FIT* Athletic fit

[PLLS]

PERFORMANCE LONG SLEEVE LOOSE FIT TOP

SIZES SR S - XXL

BODY Odor resistant. Moisture wicking*CONTENT* 95% Polyester, 5% Spandex*FIT* Athletic fit

[PLSHORT]

PERFORMANCE LOOSE FIT SHORT

SIZES SR S - XXL

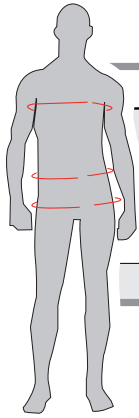
BODY Odor resistant. Moisture wicking*CONTENT* 95% Polyester, 5% Spandex*FIT* Athletic fit

[PLPANT]

PERFORMANCE LOOSE FIT PANT

SIZES SR S - XXL

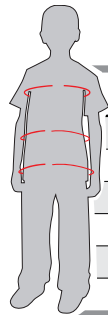
BODY Odor resistant. Moisture wicking*CONTENT* 95% Polyester, 5% Spandex*FIT* Athletic fit



MEN BODY MEASUREMENTS (measurements shown are in inches)

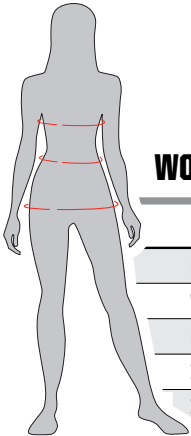
ALPHA SIZE	2XS	XS	S	M	L	XL	2XL	3XL
CHEST CIRCUMFERENCE	31 1/2 - 34	34 - 36 1/4	36 1/4 - 39 3/8	39 3/8 - 42 1/2	42 1/2 - 46 1/2	46 1/2 - 51	51 - 56	56 - 60 5/8
WAIST CIRCUMFERENCE	26 3/4 - 29	29 - 31 1/2	31 1/2 - 34 5/8	34 5/8 - 37 3/4	37 3/4 - 41 3/4	41 3/4 - 47	47 - 52	52 - 57
HIPS CIRCUMFERENCE	32 1/4 - 33 1/2	33 1/2 - 34 1/2	34 1/2 - 36	36 - 39	39 - 42	42 - 45 5/8	45 5/8 - 53	53 - 57
INSEAM (SKATE PANT)	-	29 1/2	30	30 1/2	31	31 1/2	32	32 1/2
INSEAM (CUFFED PANT)	-	29 1/2	29 1/2	29 1/2	29 1/2	29 1/2	29 1/2	29 1/2

NUMERIC SIZE	28	30	32	34	36	38	40
WAIST CIRCUMFERENCE	29 1/2	31 1/2	33 1/2	35 1/2	37 1/2	39 1/2	41 1/2
INSEAM (PN7385)	32	34	34	34	34	34	34
INSEAM (S7386)	9	10	10	10	10	10	10



YOUTH BODY MEASUREMENTS (measurements shown are in inches)

AGE GROUP / SIZE	3-5 / 2XS	5-7 / XS	7-9 / S	9-11 / M	11-13 / L	13-15 / XL
CHEST CIRCUMFERENCE	22 - 24	24 - 25 1/4	25 1/4 - 28	28 - 30 3/4	30 3/4 - 34	34 - 36
WAIST CIRCUMFERENCE	21 1/2 - 22	22 - 23 1/4	23 1/4 - 25	25 - 26 3/4	26 3/4 - 28 3/4	28 3/4 - 30
HIPS CIRCUMFERENCE	23 3/8 - 25 1/4	25 1/4 - 26 3/4	26 3/4 - 29 1/4	29 1/4 - 32	32 - 35	35 - 37
INSEAM (SKATE PANT)	18	20	22	24	27	29
INSEAM (CUFFED PANT)	15 7/8	18 1/2	21 3/8	23 3/8	25 3/4	28 1/8
INSEAM (SHORTS)	5	6 1/8	6 1/2	7 3/8	8	8 3/8

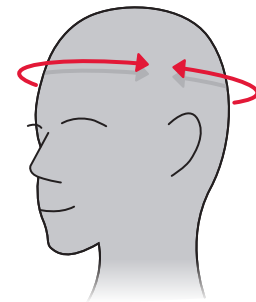


WOMEN BODY MEASUREMENTS (measurements shown are in inches)

ALPHA SIZE	XS	S	M	L	XL
CHEST CIRCUMFERENCE	32 1/4 - 34 5/8	34 5/8 - 37	37 - 39 3/4	39 3/4 - 43	43 - 46 1/2
WAIST CIRCUMFERENCE	26 - 28 3/8	28 3/8 - 30 3/4	30 3/4 - 33 1/2	33 1/2 - 37	37 - 41
HIPS CIRCUMFERENCE	36 - 38 1/4	38 1/4 - 40 1/2	40 1/2 - 43 1/4	43 1/4 - 46	46 - 49 1/4
INSEAM SKATE PANT	30 1/2	30 1/2	30 1/2	30 1/2	30 1/2
INSEAM LEGGING	26 1/2	27	27 1/2	28	28 1/2

MEASUREMENT FOR ADULT HEADWEAR

INCHES	CM	HAT SIZE		
		FITTED	FLEX	ADJUSTABLE
20 1/8	51.1	6 3/8	YOUTH	ONE SIZE YT (OSFA)
20 1/2	52	6 1/2		
20 7/8	53	6 5/8		
21 1/4	53.9	6 3/4		
21 5/8	54.9	6 7/8		
22	55.9	7	S/M	ONE SIZE AD (OSFA)
22 3/8	56.8	7 1/8		
22 3/4	57.8	7 1/4		
22 1/8	58.7	7 3/8	L/XL	
23 1/2	59.7	7 1/2		
23 7/8	60.6	7 5/8		
24 1/4	61.6	7 3/4		
24 5/8	62.5	7 7/8	XL/XXL	
25	63.5	8 1/4		



Body sizing: Size specifications are based on body sizing measurements. Use this size chart as a guideline when ordering, allow enough room for ease of movement. Sleeve Length: Measure from the center back of the neck, over the point of shoulder and down the outer side of the arm to the wrist bone. Chest: Measure just under the arms. Waist: Loosely measure the narrowest circumference of the waist. Size charts are for reference only, Fit may vary depending on the construction and materials.

APPAREL FEATURES



Put sweat in its place Tactical Dry wicks moisture away from your skin, helping you stay drier and comfortable.



Your body is an amazing heat source Tactical Degree traps body heat and sweat escape.



Stay cool and comfortable Tactical Cool uses ventilation, moisture management and fabric construction to help aid the release of heat.



Tactical Resistant uses an anti-microbial agent that helps control odor for optimal freshness of your gear.



BLACK

NAVY
*BOOKING ONLY

RED
*BOOKING ONLY

[EBP390WH]
**390 PLAYER
WHEELED BACKPACK**

SIZES 18" L X 26" H X 17" W
(VOLUME: 7,956 INCH³)

MATERIALS	600D & 420D honeycomb ripstop polyester reinforced along the bottom with tarpaulin fabric.
WHEELS	All-terrain wheels.
COMPARTMENTS	One main compartment with skate pockets at the sides and an accessory pocket at the front.
BACKING	2 padded and reinforced backpack straps.
HANDLES	Branded retractable pull handle .
ACCESSORIES	Player ID pocket.
COLORS	Black, Black / Red, Navy / White



BLACK

[EBP380WH]
**380 PLAYER DELUXE
WHEELED BAG**

SIZES 37" L X 19" H X 16.5" W
(VOLUME: 11,600 INCH³)

MATERIALS	600D & 420D honeycomb ripstop polyester reinforced along the bottom with tarpaulin fabric.
WHEELS	All-terrain wheels.
COMPARTMENTS	One main compartment with skate pockets at each end.
HANDLES	Reinforced webbed side and end handles.
INTERNAL	Wide mesh laundry pocket with zipper.
ACCESSORIES	Accessory pocket inside / Player ID pocket
COLORS	Black, Black / Red



BLACK

[EBP370WH]
**370 PLAYER BASIC
WHEELED BAG**

SIZES 37" L X 19" H X 16.5" W
(VOLUME: 11,600 INCH³)
33" L X 17" H X 15.5" W
(VOLUME: 8,695 INCH³)

MATERIALS	600D & 420D honeycomb ripstop polyester reinforced along the bottom with tarpaulin fabric.
WHEELS	All-terrain wheels.
COMPARTMENTS	One main compartment with skate pockets at each end.
HANDLES	Reinforced webbed side and end handles.
INTERNAL	Wide mesh laundry pocket with zipper.
ACCESSORIES	Accessory pocket inside / Player ID pocket
COLORS	Black, Black / Red



BLACK

[EBP350]
**350 PLAYER DELUXE
CARRY BAG**

SIZES 37" L X 19" H X 16.5" W
(VOLUME: 11,600 INCH³)
33" L X 17" H X 15.5" W
(VOLUME: 8,695 INCH³)

MATERIALS	600D & 420D honeycomb ripstop polyester reinforced along the bottom with tarpaulin fabric.
COMPARTMENTS	One main compartment with a skate pocket at each end.
HANDLES	Reinforced webbed side and end handles.
INTERNAL	Wide mesh laundry pocket with zipper.
ACCESSORIES	Accessory pocket inside / Player ID pocket
COLORS	Black, Black / Red, Navy / White



BLACK

[EBP340]
**340 PLAYER BASIC
CARRY BAG**

SIZES 37" L X 19" H X 16.5" W
(VOLUME: 11,600 INCH³)
33" L X 17" H X 15.5" W
(VOLUME: 8,695 INCH³)

MATERIALS	600D & 420D honeycomb ripstop polyester reinforced along the bottom with tarpaulin fabric.
COMPARTMENTS	One main compartment.
HANDLES	Reinforced webbed side and end handles.
INTERNAL	Wide mesh laundry pocket with zipper.
ACCESSORIES	Accessory pocket inside / Player ID pocket
COLORS	Black



BLACK

[EBP320WH]
**320 PLAYER CORE
 WHEELED BAG**

SIZES 38" L X 18" H X 16" W
 (VOLUME: 10,944 INCH³)
 32" L X 16" H X 14" W
 (VOLUME: 7,168 INCH³)

MATERIALS	600D polyester construction.
WHEELS	All-terrain wheels.
HANDLES	2" webbed handles.
LOGO	Oversized screen-printed CCM Logo.
COLORS	Black



BLACK

[EBP310]
**310 PLAYER CORE
 CARRY BAG**

SIZES 38" L X 18" H X 16" W
 (VOLUME: 10,944 INCH³)
 32" L X 16" H X 14" W
 (VOLUME: 7,168 INCH³)
 24" L X 15" H X 13.5" W
 (VOLUME: 4,860 INCH³)

MATERIALS	600D polyester construction.
HANDLES	2" webbed handles
LOGO	Oversized screen-printed CCM Logo.
COLORS	Black



BLACK

[EBTPRO]
**PRO TEAM
 BAG**

SIZES 32" L X 20" H X 15" W
 (VOLUME: 9,600 INCH³)

MATERIALS	Pro heavy-duty water-resistant tarpaulin.
WHEELS	Both side panels blank so you can proudly display your team logo.
HANDLES	Reinforced webbed side and end handles.
LOGO	Internal mesh accessory pocket with zipper / Player ID pocket
COLORS	Black



BLACK



RED



NAVY

[EBCOREPRO]
**PRO CORE
 BAG**

SIZES 32" L X 20" H X 15" W
 (VOLUME: 9,600 INCH³)

MATERIALS	Pro-quality 600D polyester construction.
COMPARTMENTS	2 large accessory pockets inside.
EXTERIOR	One removable side panel so you can proudly display your team logo.
HANDLES	Reinforced webbed handles at each end.
ACCESSORIES	Player ID pocket
COLORS	Black, Navy, Red



BLACK

[EBSPB]
**SPORT
 BAG**

SIZES 24" L X 13" H X 12" W
 (VOLUME: 3,744 INCH³)

MATERIALS	600D polyester construction.
COMPARTMENTS	Oversized end pockets.
HANDLES	Webbed handle with padded Uni-Grip + removable and adjustable shoulder strap.
ACCESSORIES	Player ID pocket.
COLORS	Black



BLACK

[EBBFCCM]
BUSINESS
BRIEF CASE

SIZES 16" L X 12" H X 6.5" W

MATERIALS	900D polyester construction.
POCKETS	Multiple zippered accessory pockets.
INTERIOR	Padded laptop compartment and organizer pockets for accessories.
HANDLE	Padded carry handle and adjustable shoulder strap.
ACCESSORY	Secure webbing strap on back panel slides over any retractable luggage. Handle system for ease of transport.



BLACK

[EBTEAMBP]
TEAM
BACKPACK

SIZES 13"W X 18.5"H X 7.5"D

MATERIALS	600D ripstop polyester construction - Lightweight and made to last.
COMPARTMENTS	Spacious main compartment + accessory pockets.
INTERIOR	Padded laptop sleeve.
HANDLES	Padded straps and back
LOGO	Front panel blank so you can proudly display your team logo.
COLORS	Black



BLACK

[EBSMBGCCM]
TOILETRY
BAG

SIZES 10.75" L X 6" H X 4.75" W

MATERIALS	Pro heavy-duty water-resistant tarpaulin.
COMPARTMENTS	Mesh pocket inside.
COLORS	Black



BLACK

[EBPUCKDLX]
DELUXE PUCK
BAG

SIZES 11" L X 13" H X 9" W

MATERIALS	1680D nylon/polyester construction with foam-insulated liner.
COMPARTMENTS	Holds approximately 60 pucks.
HANDLES	Adjustable/removable strap with non-slip foam pad.
COLORS	Black



BLACK

[EBSTI]
STICK BAG

SIZES 71" L X 14.5" H

MATERIALS	Heavy-duty polyester.
COMPARTMENTS	Holds 2 sticks.
HANDLES	Easy-to-carry strap.
COLORS	Black



BLACK

[EBTSTIWH]
TEAM WHEELED STICK BAG

SIZES 77" L X 10" H X 15" W

MATERIALS	Heavy-duty water-resistant tarpaulin.
WHEELS	All-terrain wheels.
COMPARTMENTS	Holds 70+ player sticks.
HANDLES	Easy-to-carry strap.
COLORS	Black



[EBSKBAG]
SKATE BAG

SIZES 15.5" L X 12" H X 8.5" W

MATERIALS	600D POLYESTER CONSTRUCTION PROVIDES LONG-TERM DURABILITY
COMPARTMENTS	ONE LARGE SKATE POCKETS
HANDLE	BLACK/YELLOW, BLACK/RED



[EBHELMET]
HELMET BAG

SIZES OSFA 19.5" X 17"

MATERIALS	TRICOT BAG TO KEEP YOUR HELMET IN BEST CONDITION
INTERIOR	SOFT TRICOT INTERIOR
HANDLE	PULL STRING CLOSURE TO KEEP YOUR HELMET INSIDE.



[ACJPRO]

PRO JOCK STRAP

CUP	FITLITE™ CUP WITH SOFT LINER AND HARD SHELL	Offers a high level of comfort and freedom of movement
WAIST	2.25" HEAVY DUTY STRETCH WAISTBAND	Helps prevent injuries from cuts while, increasing breathability
STRAP	EXTRA DURABLE 1" THIGH STRAPS WITH DOUBLE STITCHING	Prevents from skin irritation
SIZE SR OSFA		



[ACJOCKCOMB]

PRO JOCK WITH GARTERBELT

CUP	FITLITE™ CUP WITH SOFT LINER AND HARD SHELL	Offers a high level of comfort and freedom of movement
WAIST	2.25" HEAVY DUTY STRETCH WAISTBAND	Helps prevent injuries from cuts while, increasing breathability
STRAP	EXTRA DURABLE 1" THIGH STRAPS WITH DOUBLE STITCHING	Prevents from skin irritation
SIZE SR OSFA		



[ACJCCM]

CCM JOCK

CUP	ERGONOMIC MOLDED CUP CAVITY	
WAIST	2.25" HEAVY DUTY STRETCH WAISTBAND	Provides better support and comfort
STRAP	EXTRA DURABLE 1" THIGH STRAPS WITH DOUBLE STITCHING	
SIZE SR, JR, YT		



[ACJC]

CCM JOCK COMBO

CUP	ERGONOMIC MOLDED CUP CAVITY	
WAIST	2.25" HEAVY DUTY STRETCH WAISTBAND	Provides better support and comfort
STRAP	EXTRA DURABLE 1" THIGH STRAPS WITH DOUBLE STITCHING	With garterbelt and plastic loops
SIZE SR, JR, YT		



[ACPELV]

FEMALE PELVIC PROTECTOR

CUP	HIGH LEVEL PERFORMANCE PELVIC PROTECTOR	Offers a high level of comfort and freedom of movement
WAIST	2.25" HEAVY DUTY STRETCH WAISTBAND	Helps prevent injuries from cuts while, increasing breathability
STRAP	EXTRA DURABLE 1" THIGH STRAPS WITH DOUBLE STITCHING	Prevents from skin irritation
SIZE SR, JR		



[ACNGPRO]
CCM PRO NECK GUARD

Dyneema®

FIT	SOFT TWO-PIECE CONSTRUCTION	Offers a high level of comfort and freedom of movement.
MATERIAL	DYNEEMA CUT RESISTANT MATERIAL	Helps prevent injuries from cuts while, increasing breathability.
ADJUSTABLE	ADJUSTABLE VELCRO® STRAP WITH ARM LOOP	Provides easy and secure custom fit
CERTIFICATION	CE-APPROVED CERTIFIED PROTECTION	
	COLOR BLACK, WHITE	



[NGR500]
NECK GUARD 500 CUT RESISTANT

Dyneema®

FIT	SOFT MOLDED SHAPE AROUND NECK WITH BIB	Offers a high level of comfort and freedom of movement.
MATERIAL	DYNEEMA CUT RESISTANT MATERIAL	Helps prevent injuries from cuts while, increasing breathability
INTERIOR	SOFT INNER LINER	Prevents from skin irritation
ADJUSTABLE	ADJUSTABLE VELCRO® STRAP	Provides easy custom fit.
CERTIFICATION	CE & BNO-APPROVED CERTIFIED PROTECTION	
	COLOR BLACK	



[ACNGX30]
CCM X30 NECK GUARD

MATERIAL	BIG FRONT PLATE FOR EXTRA PROTECTION	Offers a high level of comfort and freedom of movement
ADJUSTABLE	SOFT VELCRO® ADJUSTABLE NECKGUARD	Helps prevent injuries from cuts while, increasing breathability
CERTIFICATION	CE-APPROVED CERTIFIED PROTECTION	Prevents from skin irritation
	COLOR BLACK	




[ACBELT]
GARTER BELT

WAIST	2.25" HEAVY DUTY STRETCH WAISTBAND	
STRAP	EXTRA DURABLE 1" THIGH STRAPS WITH DOUBLE STITCHING	
LOOPS/CLIPS	ROBUST RUBBER HOOKS WITH ADJUSTABLE METAL FASTENERS OR WITH METAL CLIPS.	
	SIZE SR, JR	



[ACSUSP]
SUSPENDERS

STRAPS	1.5" HEAVY DUTY ADJUSTABLE ELASTIC BAND	
LOOPS	INDEPENDENT LOOPS OR CLIPS	
HOOKS	NEW IMPROVED ROBUST RUBBER HOOKS	
	SIZE SR, JR	



[SSTRAP]

CCM SHIN STRAP

MATERIAL 2" HEAVY DUTY ELASTIC BAND

STRAPS 2 DIFFERENT LENGTH STRAPS FOR UPPER AND LOWER PART OF SHIN GUARD

ADJUSTMENT LONG VELCRO® ATTACHMENT FOR CUSTOMIZED FIT

SIZES SR

[SHINTRAPS]

CCM SHIN STRAP VELCRO

STRAPS 2 STRAPS WITH FULL VELCRO WHITE WITH CCM BRANDING

SIZES SR

COLOR WHITE



SILVER/
BLACK

[SOCKPRO CUT]

SKATE SOCK PRO CUT



BAMBOO RAYON DYNEEMA®, THE WORLD'S STRONGEST FIBER™ Low weight and abrasion resistant for exceptional cut protection without compromising comfort

COMPRESSION PROTECTIVE TESTING RATING: Level 2 for ASTM (2005) and EN388

BOLD CUTE²⁹™ COPPER FIBER Provides anti-odor, hygienic protection and skin wellness for the wearer.

CONTENT 40% DYNEEMA® / 30% NYLON / 15% GLASS / 10% POLYESTER / 5% SPANDEX. Content Level 5. Strategically positioned yarns to maximize safety and comfort.

SIZES S, M, L, XL

ITEM NO.	DESCRIPTION	COLOR	SHOE SIZE	LENGTH
11600	PROLINE CUT RESISTANT LEVEL 5	SILVER/BLACK	SMALL 2-4	KNEE
11601	PROLINE CUT RESISTANT LEVEL 5	SILVER/BLACK	MEDIUM 5-7	KNEE
11602	PROLINE CUT RESISTANT LEVEL 5	SILVER/BLACK	LARGE 8-10	KNEE
11603	PROLINE CUT RESISTANT LEVEL 5	SILVER/BLACK	X-LARGE 11-13	KNEE



12
BLACK

[SOCKBAMBC / SOCKBAMBK]

PROLINE BAMBOO

BAMBOO RAYON BAMBOO IS A BIODEGRADABLE, NATURALLY ANTI-MICROBIAL, ANTI-FUNGAL AND HYPOALLERGENIC FIBER.

COMPRESSION 2" COMPRESSION ARCH SUPPORT PROVIDES FOOT FATIGUE RELIEF BY PROMOTING CIRCULATION.

BOLD KNEE OR CALF LENGTH

CONTENT 61% BAMBOO RAYON, 25% RUBBER, 10% POLYESTER, 2% NYLON, 2% SPANDEX

SIZES S, M, L, XL



12
BLACK

[SOCKBASIC]

BASIC SOCK

BODY KNEE LENGTH

CONTENT 80% COTTON / 20% POLYAMIDE

SIZES 34-38, 39-40, 41-42, 43-44, 45-46



[ACLOOP]
AC LAUNDRY LOOP

SALES LOT * 50 PER PACK



[SKATETOWEL]
SKATE TOWEL

SPEC 14" X 22"
LOGO EMBOSSED CCM LOGO.
CONTENT 90% POLYESTER / 10% NYLON - SUEDE MICROFIBER
COLOR BLACK



[BATHTOWEL]
SKATE TOWEL

SPEC 150CM X 70CM
LOGO JACQUARD
CONTENT 100% COTTON, 450GSM
COLOR BLACK



[ACPROLINE]
PROLINE GREEN SIZES 500ML, 215ML

NEUTRALIZER NEUTRALIZES ODOR WITH ENVIRONMENTAL CHEMISTRY TECHNOLOGY
DESTROYER ELIMINATES ODORS USING HARMLESS BACTERIA
FUNCTION PRO GREEN IS USED AND RECOMMENDED TO ELIMINATE FOUL ODOR ON ALL SPORTS EQUIPMENT



[ACPROLINE]
PROLINE GLOVE SIZES 115ML

NEUTRALIZER NEUTRALIZES ODOR WITH ENVIRONMENTAL CHEMISTRY TECHNOLOGY
DESTROYER ELIMINATES ODORS USING HARMLESS BACTERIA
FUNCTION PRO GREEN IS USED AND RECOMMENDED TO ELIMINATE FOUL ODOR ON ALL SPORTS EQUIPMENT



[ANTIFO]
PROLINE ANTI-FOG & CLEANER SIZES 120ML

SPECS. THIS SPECIAL REVOLUTIONARY FORMULA PROVIDES A CLEAN, ANTI-STATIC, HIGH PERFORMANCE ANTI-FOG TREATMENT IN AN EASY TO USE CONVENIENT PUMP SPRAY. PROCLEAR IS IDEAL FOR USE ON VISORS, SKI MASKS, HELMET SHIELDS, OR ANY OTHER SURFACE WHERE FOG MAY DEVELOP.



[ACSTEP]

CCM EASY STEP

SIZES OSFA

MATERIAL	HARD PE MATERIAL FOR LONG-TERM DURABILITY
ADJUSTMENT	EASY LENGTH ADJUSTMENT SYSTEM FOR CUSTOM FIT
FIT	COMPATIBLE WITH ALL SKATE BLADES AND HOLDERS
LOGO	CCM LOGO PRINTS
SALES LOT	25 PAIRS



[ACPLSOA]

CCM PROLINE SOAKER

MATERIAL	WATER RESISTANT NYLON AS OUTER MATERIAL.
CONSTRUCTION	TERRY LINER THAT ABSORBS EXCESS WATER DURABLE ELASTIC BAND TO SLIP-ON ALL SKATES
LOGO	CCM TAB IN HEEL
SIZES	SR
COLOR	BLACK, RED



[ACBCVRCCM]

CCM BLADE COVER

MATERIAL	COTTON
CONSTRUCTION	TERRY CLOTH ABSORBS WATER FROM THE BLADE DURABLE ELASTIC BAND TO SLIP-ON ALL SKATES
LOGO	CCM TAB IN HEEL
SIZES	SR
COLOR	BLACK




[ACSOAKERSG]


CCM PROLINE SKATEGUARD

MATERIAL	WATER RESISTANT NYLON.
CONSTRUCTION	INNER MOLDED EVA FOAM AND VCI IMPREGNATED LINER DURABLE ELASTIC BAND TO SLIP-ON ALL SKATES
LOGO	CCM TAB IN HEEL
SIZES	OSFA
COLOR	BLACK

[ACGUPSGB]

SKATEGUARD PSG 1 BKSIZES OSFA
SALES LOT 25 PAIRS

[ACGUPSG]

SKATEGUARD PSG 1 MIXSIZES OSFA *MIXED COLORS
SALES LOT 25 PAIRS

[ACGUUNI]

SKATEGUARD UNI #1 MIXSIZES OSFA
SALES LOT 25 PAIRS



[ACBITE]

LACE BITE PROTECTION

MATERIAL	SOFT POLYESTER SLEEVE WITH PU GEL PAD	Helps prevent from foot injury from lace bite.
SHAPE	ERGONOMIC GEL PAD SHAPE	Offers better fit and increases comfort.
SIZES	OSFA	



[ACLACEWAX]

CCM LACES PROLINE WAXED

SIZES	244-330 CM	
COLOR	YELLOW (07), BLACK (14), WHITE (15)	
SALES LOT	6	



[ACLACEWIDE]

CCM LACES PROLINE WIDE

SIZES	244-330 CM	
COLOR	YELLOW (07), BLACK (14), WHITE (15)	
SALES LOT	6	



[ACLACEWXT]

CCM LACES WAXED TEAM

SIZES	244, 274, 305, 330 CM	
COLOR	WHITE (15)	
SALES LOT	36-PACK	



[ACLWIDT]

CCM LACES WIDE TEAM

SIZES	244, 274, 305, 330 CM	
COLOR	WHITE (15)	
SALES LOT	36-PACK	

POWERED BY
SISU



[MGSISUAERO] [MGSISUKID]

CCM CUSTOM MOUTHGUARD

TECHNOLOGY **CRUMPLE ZONE TECHNOLOGY** Stronger than standard EVA Mouthguard for maximum protection

THICKNESS **1.6MM - 50% THINNER THAN STANDARD EVA MOUTHGUARD FOR ULTIMATE COMFORT**

PERFORMANCE **RE-ENGINEERED PERFORATIONS TO INCREASE STRENGTH**

FIT **CUSTOM FIT WITHIN 2 MINUTES. RE-MOLDABLE FOR ULTIMATE FIT. 2.25" HEAVY DUTY STRETCH WAISTBAND**

SIZES SR, JR
COLORS RED, WHITE

W

73.5673°

X



1.0L

0.9L

0.7L

[ACBOTTLEW] 1000 ML - WATER BOTTLE

[ACBOTTLE] 700 ML - WATER BOTTLE

[ACBOTTLE09] 900 ML WATER BOTTLE W/ TUBE **[NEW]**

WATER BOTTLES

N

45.5017°



[ACCBRD]

COACHING BOARD

MATERIAL **PE CONSTRUCTION WITH CLIP FOR ERASABLE MARKER**

VIEW **LARGE BOARD WITH FULL ICE VIEW**

INCLUDED **BLACK ERASABLE MARKER INCLUDED**

SIZES 20" x 16" / 50.8cm x 40.6cm
16" x 10" / 45cm x 25cm

[PUCK3P]

PUCK CCM JR 3 PACK

SALES LOT
3 PACK 1 PACK

[PUCKTP]

PUCK CCM TRAINING 3 PACK

SALES LOT
3 PACK 1 PACK

[PUCKLBP]

PUCK CCM LIGHT BLUE 3 PACK

SALES LOT
3 PACK 1 PACK

[PUCK]

PUCK CCM JR

SALES LOT
100/10

[PUCK]

PUCK CCM SR

SALES LOT
100

[PUCKSWE]

PUCKS APPROVED "SWEDEN"

SALES LOT
100

[PUCKLB]

PUCK LIGHT BLUE

SALES LOT
1 PACK 100 / 10

[PUCKSWESF]

PUCKS APPROVED "SWEDEN" SMUDGEFREE

SALES LOT
1 PACK 100 / 10

[PUCKSF]

PUCK CCM SMUDGE FREE

SALES LOT
1 PACK 100/10

**PUCK 849
SR
NON-
GREASY**

TAPE CLOTH

ART. NO
25 MM X 20 M TAPECLOTHS
24 MM X 50 M TAPECLOTHL
36 MM X 25 M TAPECLOTHM

COLORS
BLK (14), WHI (15) 54
BLK (14), WHI (15) 48
BLK (14), WHI (15) 40



[TAPESHIN]

TAPE SHIN

COLORS
25 MM X 20 M WHI (15), CLEAR (00) 100/10



[TAPECLEAR]

TAPE CLEAR SHIN

COLORS
24 MM X 30 M CLEAR (00) 36



[TAPEFLEX]

FLEX TAPE

COLORS
38 MM X 4,5 M RED (13), BLK (14) 192/32



[TAPEFRIC]

FRICTION TAPE

COLORS
19 MM X 18 M BLACK (14) 108



[TAPETEAM]

TAPE TEAM PACK CLOTH

COLORS
24 MM X 25 M BLK (14), WHI (15) 1 PACK, 72 PCS



[TAPEVALVEP]

TAPE VALUE PACK (04)

COLORS
4 PCS 2 CLEAR + 2 WHITE CLOTH 1 PACK

